




1. In the past year, has a government taken actions to suppress your publication?

#	Answer	Bar	Response	%
1	yes		22	67%
2	no		5	15%
3	not sure		6	18%
	Total		33	




Statistic	Value
Min Value	1
Max Value	3
Mean	1.52
Variance	0.63
Standard Deviation	0.80
Total Responses	33

2. In general, what position does your publication take toward the government of the country it covers?

#	Answer	Bar	Response	%
1	very opposed		18	53%
2	somewhat opposed		9	26%
3	neutral		7	21%
4	somewhat supportive		0	0%
5	very supportive		0	0%
	Total		34	

Statistic	Value
Min Value	1
Max Value	3
Mean	1.68
Variance	0.65
Standard Deviation	0.81
Total Responses	34

### 3. Do authors at your publication publish under their real names?

#	Answer	Bar	Response	%
1	yes, all authors publish under their real names		12	36%
2	some authors do, but others publish anonymously or use pseudonyms		17	52%
3	no, all authors use pseudonyms or publish anonymously		4	12%
	Total		33	

Statistic	Value
Min Value	1
Max Value	3
Mean	1.76
Variance	0.44
Standard Deviation	0.66
Total Responses	33

4. In the past year, have readers been unable to access your publication online due to filtering or censorship by a government entity?

#	Answer	Bar	Response	%
1	yes		23	72%
2	no		7	22%
3	not sure		2	6%
	Total		32	






Statistic	Value
Min Value	1
Max Value	3
Mean	1.34
Variance	0.36
Standard Deviation	0.60
Total Responses	32

5. In the past year, has your site been subjected to an intrusion, meaning an attacker gained login access to your site?

#	Answer	Bar	Response	%
1	yes		13	39%
2	no		10	30%
3	not sure		10	30%
	Total		33	

Statistic	Value
Min Value	1
Max Value	3
Mean	1.91
Variance	0.71
Standard Deviation	0.84
Total Responses	33

6. To the best of your knowledge, for how many days in the past year did one or more attackers have login access to your site?

#	Answer	Bar	Response	%
1	1 - 3 days		4	31%
2	4 - 6 days		1	8%
3	7 - 10 days		1	8%
4	11 - 20 days		0	0%
5	21 or more days		3	23%
6	not sure		4	31%
	Total		13	






Statistic	Value
Min Value	1
Max Value	6
Mean	3.69
Variance	4.90
Standard Deviation	2.21
Total Responses	13

7. In the past year, has your site been subjected to a defacement, meaning attackers changed the content on the front page of your site?

#	Answer	Bar	Response	%
1	yes		11	32%
2	no		20	59%
3	not sure		3	9%
	Total		34	

Statistic	Value
Min Value	1
Max Value	3
Mean	1.76
Variance	0.37
Standard Deviation	0.61
Total Responses	34

8. To the best of your knowledge, for how many days in the past year was your site defaced?

#	Answer	Bar	Response	%
1	1 - 3 days		5	45%
2	4 - 6 days		2	18%
3	7 - 10 days		1	9%
4	11 - 20 days		0	0%
5	21 or more days		2	18%
6	not sure		1	9%
	Total		11	

Statistic	Value
Min Value	1
Max Value	6
Mean	2.55
Variance	3.67
Standard Deviation	1.92
Total Responses	11

9. In the past year, has your site been subjected to a denial of service attack, meaning an attacker prevented or attempted to prevent access to your site altogether?

#	Answer	Bar	Response	%
1	yes		21	62%
2	no		8	24%
3	not sure		5	15%
	Total		34	

Statistic	Value
Min Value	1
Max Value	3
Mean	1.53
Variance	0.56
Standard Deviation	0.75
Total Responses	34

**10.** In the past year, have any of your site's hosting providers temporarily blocked access to your site during a denial of service attack?

#	Answer	Bar	Response	%
1	yes		9	50%
2	no		8	44%
3	not sure		1	6%
	Total		18	

Statistic	Value
Min Value	1
Max Value	3
Mean	1.56
Variance	0.38
Standard Deviation	0.62
Total Responses	18

**11.** In the past year, have any of your site's hosting providers successfully defended your site from a denial of service attack?

#	Answer	Bar	Response	%
1	yes		8	44%
2	no		7	39%
3	not sure		3	17%
	Total		18	







Statistic	Value
Min Value	1
Max Value	3
Mean	1.72
Variance	0.57
Standard Deviation	0.75
Total Responses	18

**12.** In the past year, has your site experienced unexplained downtime, meaning downtime that you cannot attribute to server malfunction or to an intrusion, defacement, or denial of service attack?

#	Answer	Bar	Response	%
1	yes		19	61%
2	no		8	26%
3	not sure		4	13%
	Total		31	

Statistic	Value
Min Value	1
Max Value	3
Mean	1.52
Variance	0.52
Standard Deviation	0.72
Total Responses	31

**13.** For how many days has your site experienced unexplained downtime in the past year?

#	Answer	Bar	Response	%
1	1 - 3 days		6	32%
2	4 - 6 days		1	5%
3	7 - 10 days		2	11%
4	11 - 20 days		2	11%
5	21 or more days		5	26%
6	not sure		3	16%
	Total		19	

Statistic	Value
Min Value	1
Max Value	6
Mean	3.42
Variance	3.92
Standard Deviation	1.98
Total Responses	19

**14.** In order to protect your website from intrusions, defacements, or denial of service attacks in the past year, have you:

#	Question	yes	no	not sure	Responses	Mean
1	changed your hosting provider	10	15	0	25	1.60
2	installed security software or hardware on your existing server	21	5	0	26	1.19
3	subscribed to a denial of service protection or other security service	10	12	2	24	1.67
4	changed your web application software	8	15	1	24	1.71
5	hosted your content temporarily on a large hosting provider (blogger, livejournal, etc)	8	18	0	26	1.69
6	downgraded the functionality on your existing site	8	16	0	24	1.67
7	fixed problems with your existing web application software	16	5	3	24	1.46
8	upgraded your web server hardware	13	8	2	23	1.52





Statistic	changed your hosting provider	installed security software or hardware on your existing server	subscribed to a denial of service protection or other security service	changed your web application software	hosted your content temporarily on a large hosting provider (blogger, livejournal, etc)	downgraded the functionality on your existing site	fixed problems with your existing web application software	upgraded your web server hardware
Min Value	1	1	1	1	1	1	1	1
Max Value	2	2	3	3	2	2	3	3
Mean	1.60	1.19	1.67	1.71	1.69	1.67	1.46	1.52
Variance	0.25	0.16	0.41	0.30	0.22	0.23	0.52	0.44
Standard Deviation	0.50	0.40	0.64	0.55	0.47	0.48	0.72	0.67
Total Responses	25	26	24	24	26	24	24	23

15. In your opinion, was changing your hosting provider ineffective or effective at protecting against further attacks?

#	Answer	Bar	Response	%
1	ineffective		1	11%
2	somewhat ineffective		1	11%
3	neither effective nor ineffective		0	0%
4	somewhat effective		6	67%
5	effective		1	11%
	Total		9	




Statistic	Value
Min Value	1
Max Value	5
Mean	3.56
Variance	1.53
Standard Deviation	1.24
Total Responses	9

**16.** In your opinion, was installing security software or hardware on your existing server ineffective or effective at protecting against further attacks?

#	Answer	Bar	Response	%
1	ineffective		1	5%
2	somewhat ineffective		0	0%
3	neither effective nor ineffective		1	5%
4	somewhat effective		14	70%
5	effective		4	20%
	Total		20	

Statistic	Value
Min Value	1
Max Value	5
Mean	4.00
Variance	0.74
Standard Deviation	0.86
Total Responses	20

17. In your opinion, was subscribing to a denial of service protection or other security service ineffective or effective at protecting against further attacks?

#	Answer	Bar	Response	%
1	ineffective		1	11%
2	somewhat ineffective		0	0%
3	neither effective nor ineffective		0	0%
4	somewhat effective		6	67%
5	effective		2	22%
	Total		9	

Statistic	Value
Min Value	1
Max Value	5
Mean	3.89
Variance	1.36
Standard Deviation	1.17
Total Responses	9

**18.** In your opinion, was changing your web application software ineffective or effective at protecting against further attacks?

#	Answer	Bar	Response	%
1	ineffective		0	0%
2	somewhat ineffective		0	0%
3	neither effective nor ineffective		2	29%
4	somewhat effective		4	57%
5	effective		1	14%
	Total		7	

Statistic	Value
Min Value	3
Max Value	5
Mean	3.86
Variance	0.48
Standard Deviation	0.69
Total Responses	7

**19.** In your opinion, was hosting your content temporarily on a large hosting provider (blogger, livejournal, etc) ineffective or effective at protecting against further attacks?

#	Answer	Bar	Response	%
1	ineffective		0	0%
2	somewhat ineffective		1	14%
3	neither effective nor ineffective		1	14%
4	somewhat effective		4	57%
5	effective		1	14%
	Total		7	





Statistic	Value
Min Value	2
Max Value	5
Mean	3.71
Variance	0.90
Standard Deviation	0.95
Total Responses	7

20. In your opinion, was downgrading the functionality on your existing site ineffective or effective at protecting against further attacks?

#	Answer	Bar	Response	%
1	ineffective		1	14%
2	somewhat ineffective		2	29%
3	neither effective nor ineffective		1	14%
4	somewhat effective		2	29%
5	effective		1	14%
	Total		7	




Statistic	Value
Min Value	1
Max Value	5
Mean	3.00
Variance	2.00
Standard Deviation	1.41
Total Responses	7

21. In your opinion, was fixing problems with your existing web application software ineffective or effective at protecting against further attacks?

#	Answer	Bar	Response	%
1	ineffective		0	0%
2	somewhat ineffective		1	7%
3	neither effective nor ineffective		2	14%
4	somewhat effective		6	43%
5	effective		5	36%
	Total		14	













Statistic	Value
Min Value	2
Max Value	5
Mean	4.07
Variance	0.84
Standard Deviation	0.92
Total Responses	14

22. In your opinion, was upgrading your web server hardware ineffective or effective at protecting against further attacks?

#	Answer	Bar	Response	%
1	ineffective		1	8%
2	somewhat ineffective		0	0%
3	neither effective nor ineffective		0	0%
4	somewhat effective		6	50%
5	effective		5	42%
	Total		12	






Statistic	Value
Min Value	1
Max Value	5
Mean	4.17
Variance	1.24
Standard Deviation	1.11
Total Responses	12

**23.** Please select all months below during which you suffered a denial of service attack in the past year:

#	Answer	Bar	Response	%
1	May 2009		8	42%
2	Jun 2009		7	37%
3	Jul 2009		6	32%
4	Aug 2009		5	26%
5	Sep 2009		5	26%
6	Oct 2009		4	21%
7	Nov 2009		5	26%
8	Dec 2009		9	47%
9	Jan 2010		6	32%
10	Feb 2010		7	37%
11	Mar 2010		7	37%
12	Apr 2010		8	42%

Statistic	Value
Min Value	1
Max Value	12
Total Responses	19

24. How does the number of intrusions, defacements, and denial of service attacks compare between last year and this year?

#	Answer	Bar	Response	%
1	many fewer attacks this year		4	16%
2	somewhat fewer attacks this year		3	12%
3	the same number of attacks this year		5	20%
4	somewhat more attacks this year		9	36%
5	many more attacks this year		4	16%
	Total		25	

Statistic	Value
Min Value	1
Max Value	5
Mean	3.24
Variance	1.77
Standard Deviation	1.33
Total Responses	25

25. Please rank the impact of each of the following on your publication:

#	Answer	1	2	3	4	5	Responses
2	persecution of authors, publishers, or sources by the government	5	8	1	1	4	19
3	blocking access to the publication's site by the government	7	4	3	2	3	19
4	intrusions, defacements, and denial of service attacks	2	4	8	4	1	19
5	technical issues other than defending against attacks	1	2	5	6	5	19
6	financial support for the publication	2	1	1	3	1	8
	Total	17	19	18	16	14	-

Statistic	persecution of authors, publishers, or sources by the government	blocking access to the publication's site by the government	intrusions, defacements, and denial of service attacks	technical issues other than defending against attacks	financial support for the publication
Min Value	1	1	1	1	1
Max Value	5	5	5	5	5
Mean	2.53	2.47	2.89	3.63	3.00
Variance	2.26	2.26	1.10	1.36	2.29
Standard Deviation	1.50	1.50	1.05	1.16	1.51
Total Responses	19	19	19	19	8