

LimeService - Your online survey service

Quick statistics: (Knowledge Governance in the EFRCs)



Filter settings

Results

Number of records in this query: 12

Total records in survey: 12

Percentage of total: 100.00%

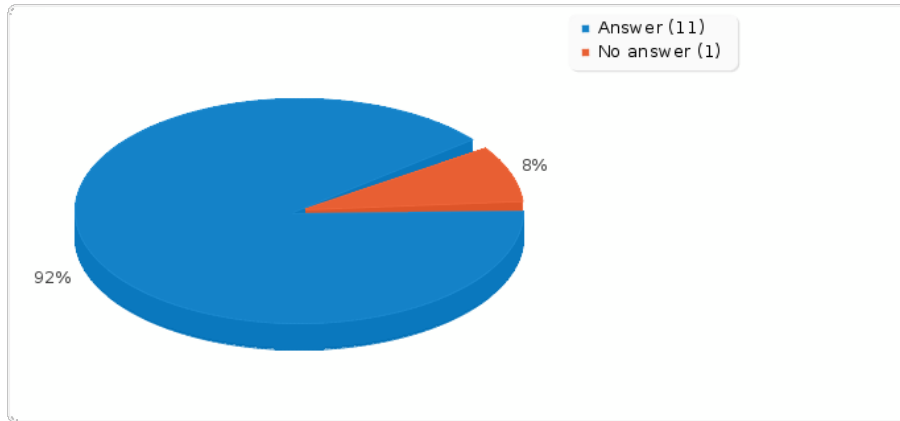
[Browse](#)

[Export](#)

Field summary for 1

1.1) Name of the institution at which your EFRC is based?

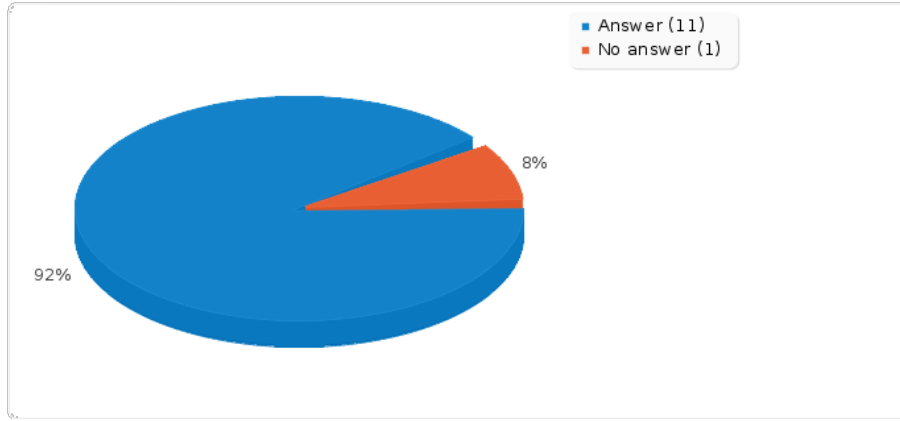
Answer	Browse	11	91.67%
No answer		1	8.33%
Non completed		0	0.00%



Field summary for 2

1.2) Official name of your EFRC?

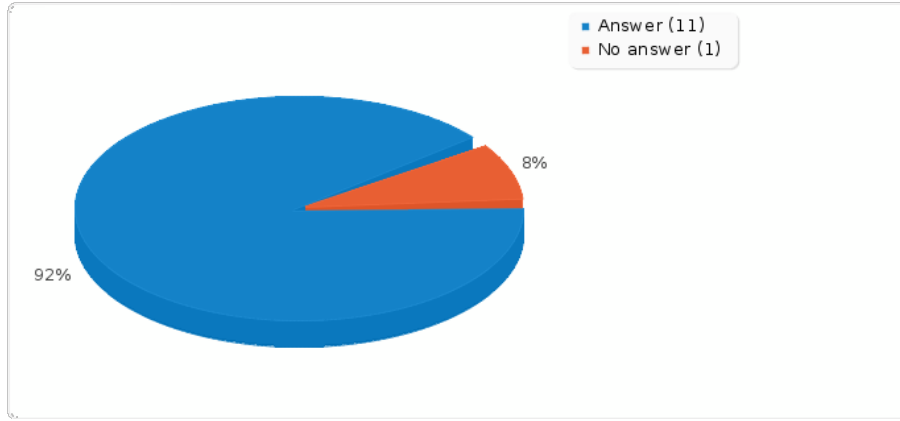
Answer	Browse	11	91.67%
No answer		1	8.33%
Non completed		0	0.00%



Field summary for 3

1.3) Name of the representative answering this questionnaire?

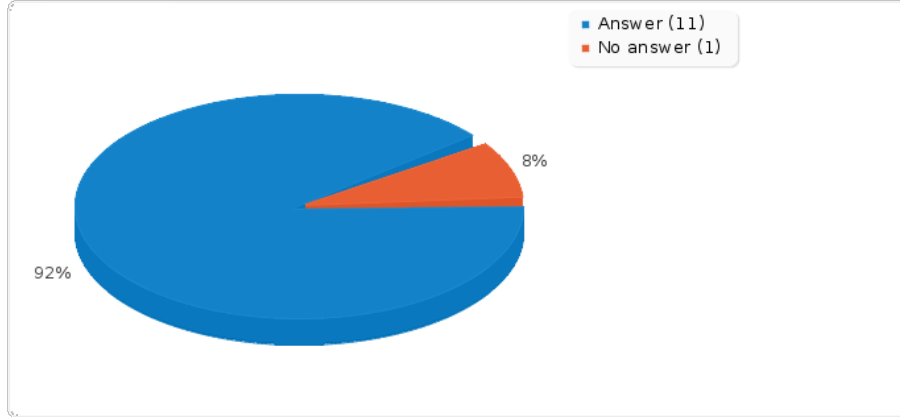
Answer	Browse	11	91.67%
No answer		1	8.33%
Non completed		0	0.00%



Field summary for 4

1.4) Your job title and role within the EFRC?

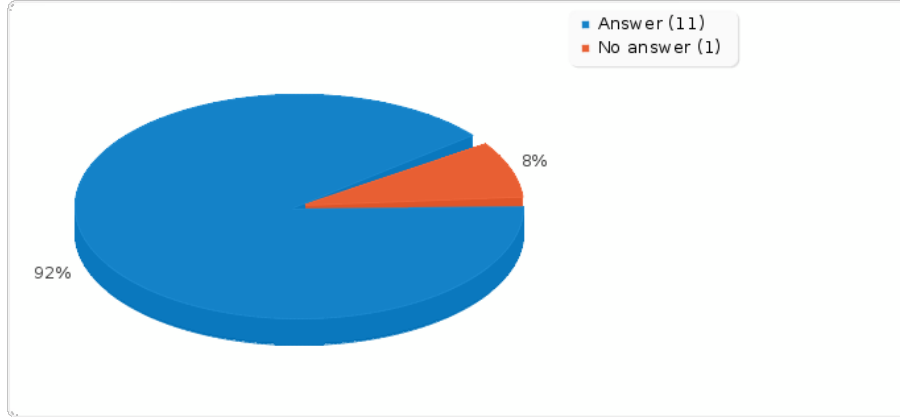
Answer	Browse	11	91.67%
No answer		1	8.33%
Non completed		0	0.00%



Field summary for 5

1.5) Name of the institution's department or departments that this EFRC is affiliated with?

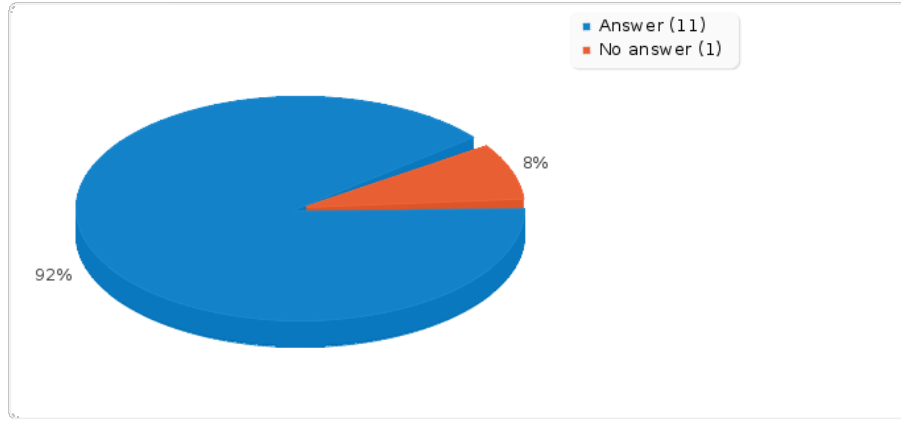
Answer	Browse	11	91.67%
No answer		1	8.33%
Non completed		0	0.00%



Field summary for 7

1.6) How many people are involved with the EFRC's research?

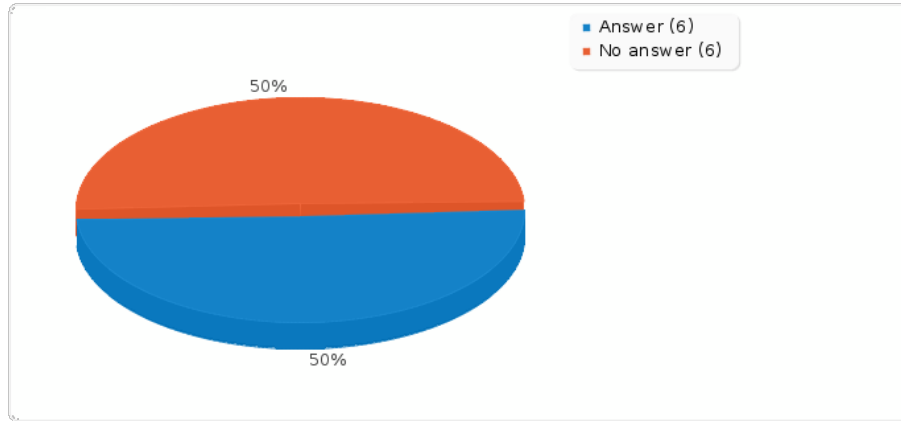
Answer	Browse	11	91.67%
No answer		1	8.33%
Non completed		0	0.00%



Field summary for 8 [Full time/fully covered by the institution hosting the EFRC] [Number of People]

1.7) How many people involved with this EFRCs research are:

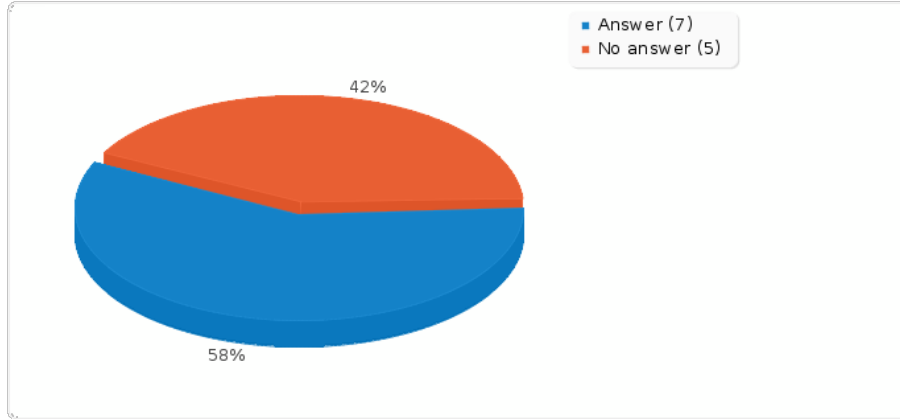
Answer	Count	Percentage
Answer Browse	6	50.00%
No answer (NoAnswer)	6	50.00%
Non completed	0	0.00%



Field summary for 8 [Full time/fully covered by the grant] [Number of People]

1.7) How many people involved with this EFRCs research are:

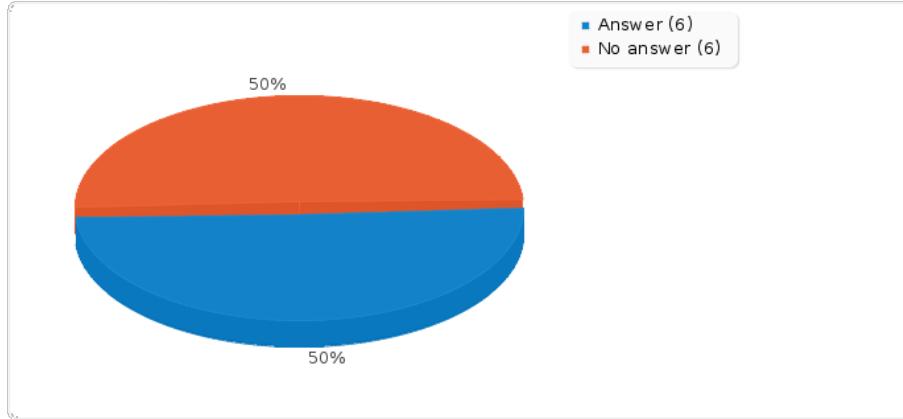
Answer	Count	Percentage
Answer Browse	7	58.33%
No answer (NoAnswer)	5	41.67%
Non completed	0	0.00%



Field summary for 8 [Full time/partially covered by the grant] [Number of People]

1.7) How many people involved with this EFRCs research are:

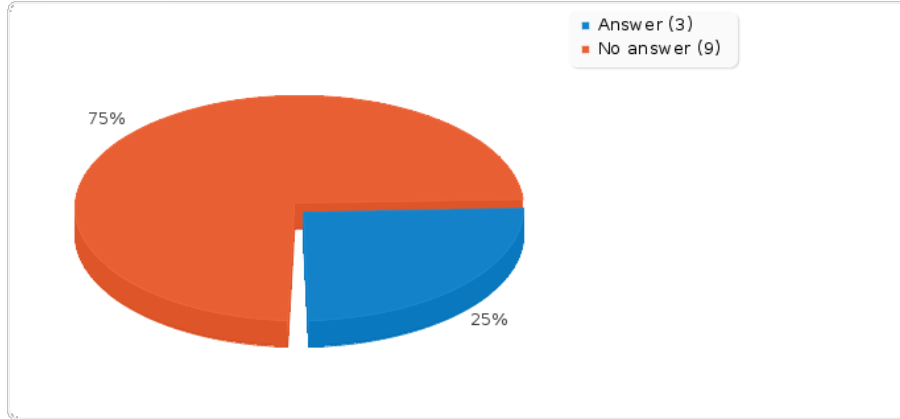
Answer	Count	Percentage
Answer Browse	6	50.00%
No answer (NoAnswer)	6	50.00%
Non completed	0	0.00%



Field summary for 8 [Part time/fully covered by the institution hosting the EFRC] [Number of People]

1.7) How many people involved with this EFRCs research are:

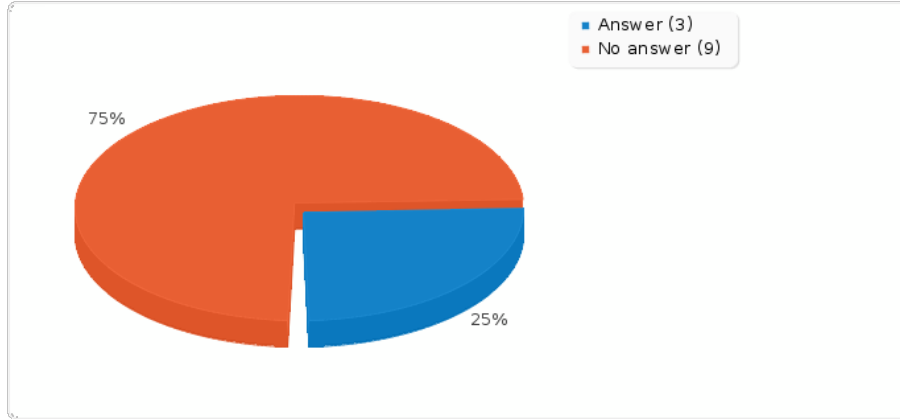
Answer	Count	Percentage
Answer Browse	3	25.00%
No answer (NoAnswer)	9	75.00%
Non completed	0	0.00%



Field summary for 8 [Part time/fully covered by the grant] [Number of People]

1.7) How many people involved with this EFRCs research are:

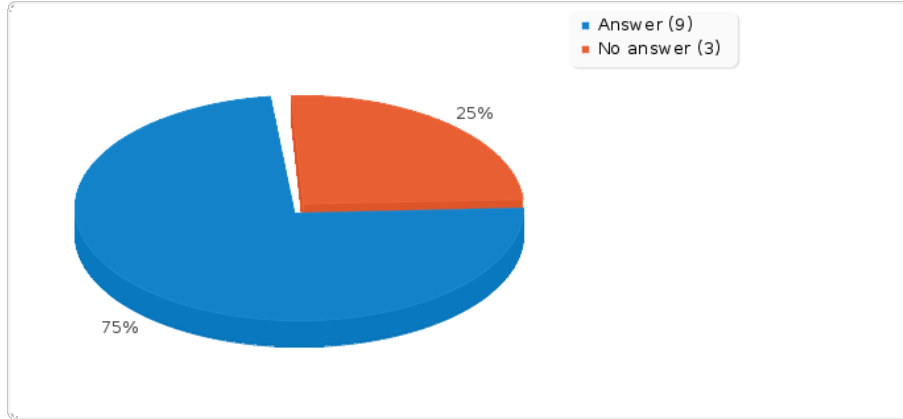
Answer	Count	Percentage
Answer Browse	3	25.00%
No answer (NoAnswer)	9	75.00%
Non completed	0	0.00%



Field summary for 9 [Professors] [Number of People]

1.8) How many people involved with this EFRCs research are:

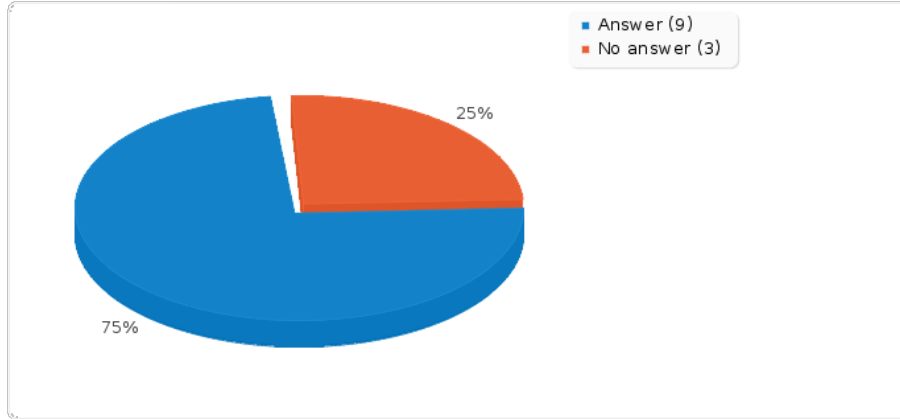
Answer	Count	Percentage
Answer Browse	9	75.00%
No answer (NoAnswer)	3	25.00%
Non completed	0	0.00%



Field summary for 9 [Post-Doc researchers] [Number of People]

1.8) How many people involved with this EFRCs research are:

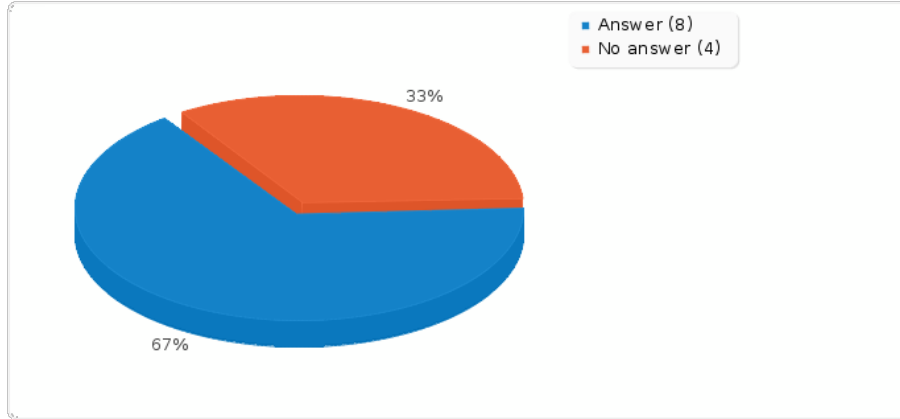
Answer	Count	Percentage
Answer Browse	9	75.00%
No answer (NoAnswer)	3	25.00%
Non completed	0	0.00%



Field summary for 9 [PhD candidates] [Number of People]

1.8) How many people involved with this EFRCs research are:

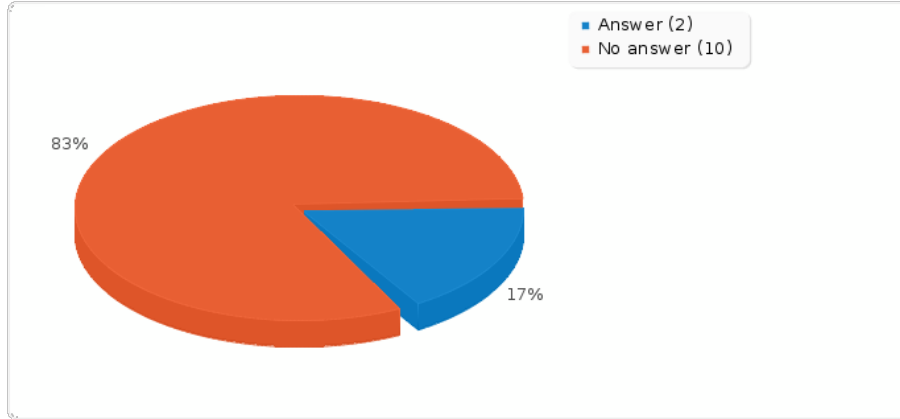
Answer	Count	Percentage
Answer Browse	8	66.67%
No answer (NoAnswer)	4	33.33%
Non completed	0	0.00%



Field summary for 9 [Masters degree candidates] [Number of People]

1.8) How many people involved with this EFRCs research are:

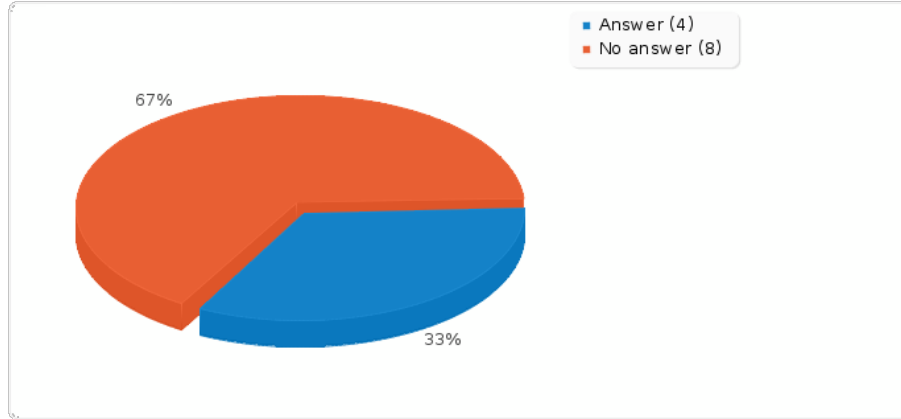
Answer	Count	Percentage
Answer Browse	2	16.67%
No answer (NoAnswer)	10	83.33%
Non completed	0	0.00%



Field summary for 9 [Undergraduate students] [Number of People]

1.8) How many people involved with this EFRCs research are:

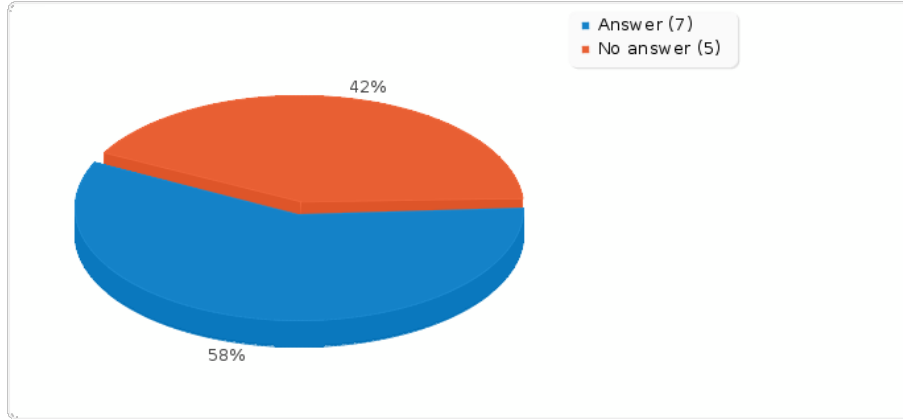
Answer	Count	Percentage
Answer Browse	4	33.33%
No answer (NoAnswer)	8	66.67%
Non completed	0	0.00%



Field summary for 10

1.9) Who in your center is in charge of making decisions over how knowledge produced by your center is handled? Is your center subject to the Technology Transfer Office guidelines?

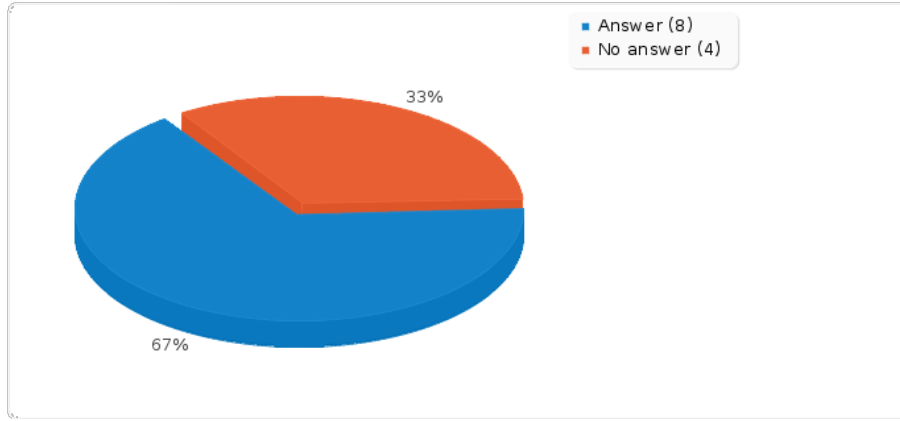
Answer	Browse	7	58.33%
No answer		5	41.67%
Non completed		0	0.00%



Field summary for 11

2.1) What Technology Focus is your EFRC pursuing under this grant?

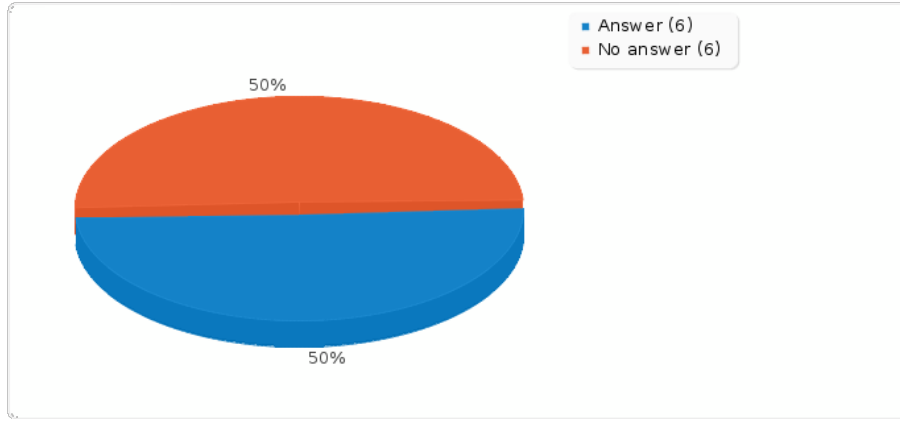
Answer	Browse	8	66.67%
No answer		4	33.33%
Non completed		0	0.00%



Field summary for 12

2.2) Why was this focus chosen?

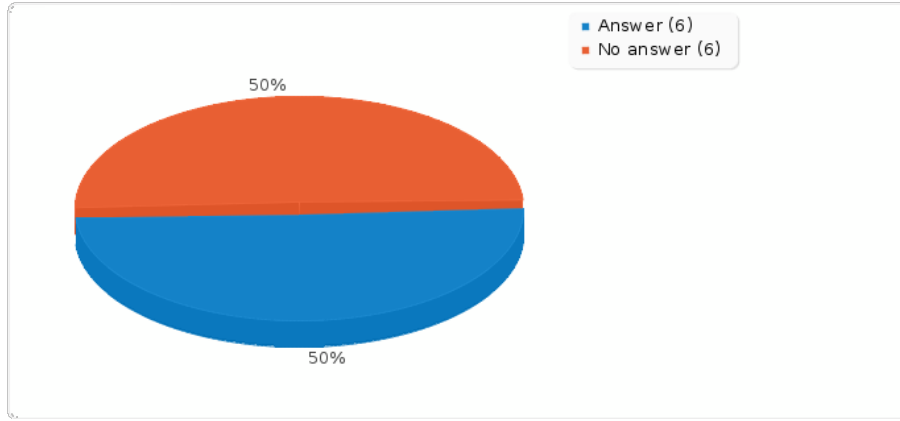
Answer	Browse	6	50.00%
No answer		6	50.00%
Non completed		0	0.00%



Field summary for 13

2.3) What are the expectations of the Center in focusing its efforts on this technology?

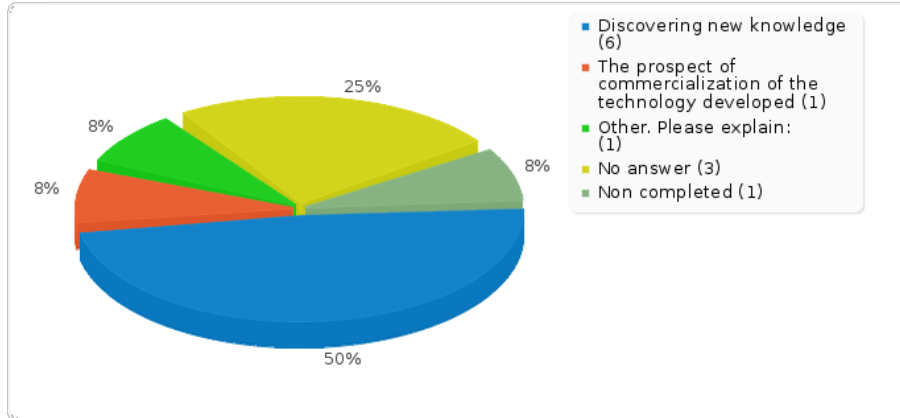
Answer	Browse	6	50.00%
No answer		6	50.00%
Non completed		0	0.00%



Field summary for 14

2.4) Are the main expectations/goals of this research related to: (Note: The text box is for further information to the 'Other' selection. 'No Answer' means N/A)

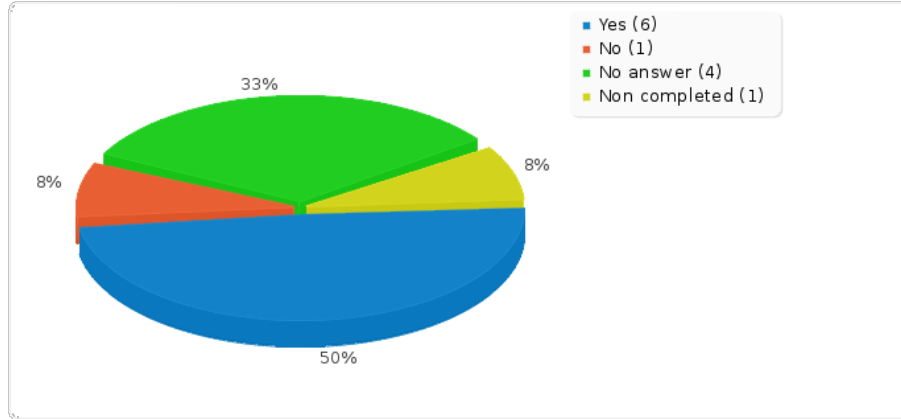
Answer	Count	Percentage
Discovering new knowledge (1)	6	50.00%
Encouraging further scientific research within the field (2)	0	0.00%
The prospect of commercialization of the technology developed (3)	1	8.33%
Other. Please explain: (4)	1	8.33%
No answer	3	25.00%
Non completed	1	8.33%



Field summary for 15

2.5) Was this technology under development at your institution prior to receiving the funding award to become an EFRC? (Please choose Yes or No and ignore 'No Answer')

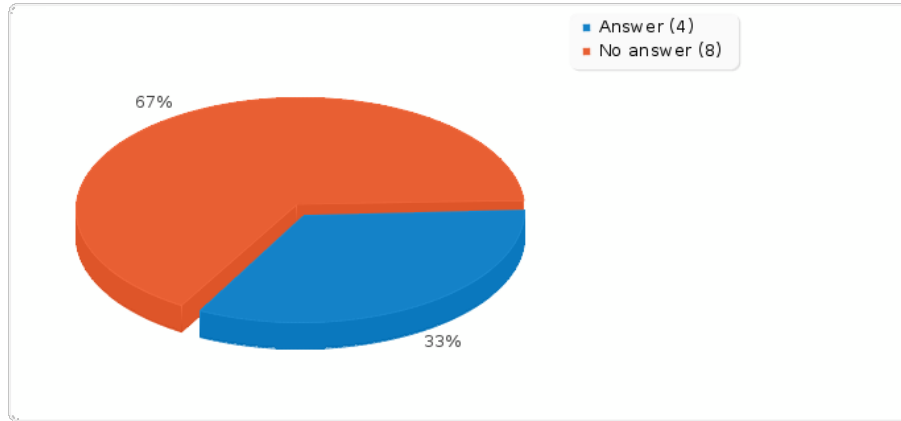
Answer	Count	Percentage
Yes (Y)	6	50.00%
No (N)	1	8.33%
No answer	4	33.33%
Non completed	1	8.33%



Field summary for 16

2.6) If the answer to the last question was 'Yes', what year did the research begin at your institution and who were the main funders?

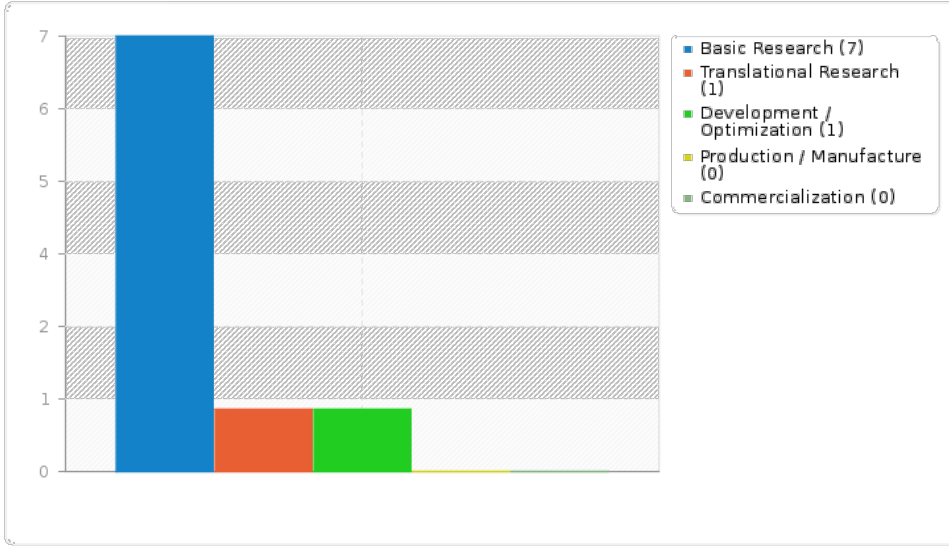
Answer	Browse	4	33.33%
No answer		8	66.67%
Non completed		0	0.00%



Field summary for 17

2.7) At what stage in the technology value chain does your EFRC's research happen?

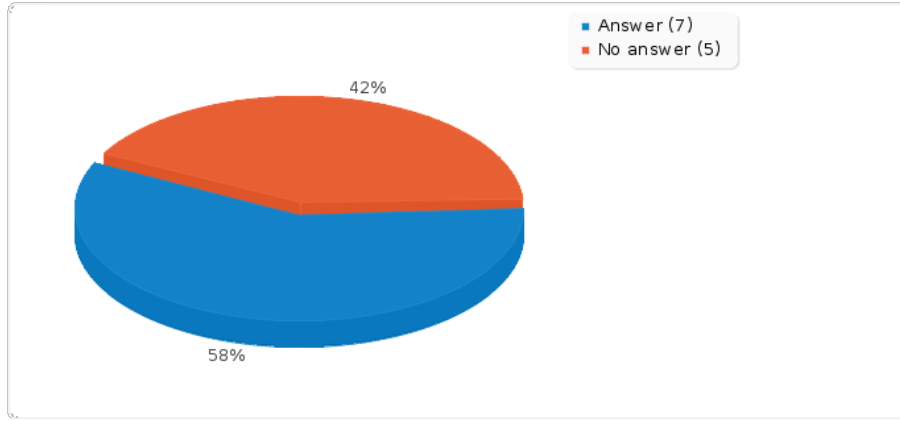
Answer	Count	Percentage
Basic Research (1)	7	58.33%
Translational Research (2)	1	8.33%
Development / Optimization (3)	1	8.33%
Production / Manufacture (4)	0	0.00%
Commercialization (5)	0	0.00%



Field summary for 18

2.8) Do you have any partners in any of the phases of your Research? If so can you provide some brief details?

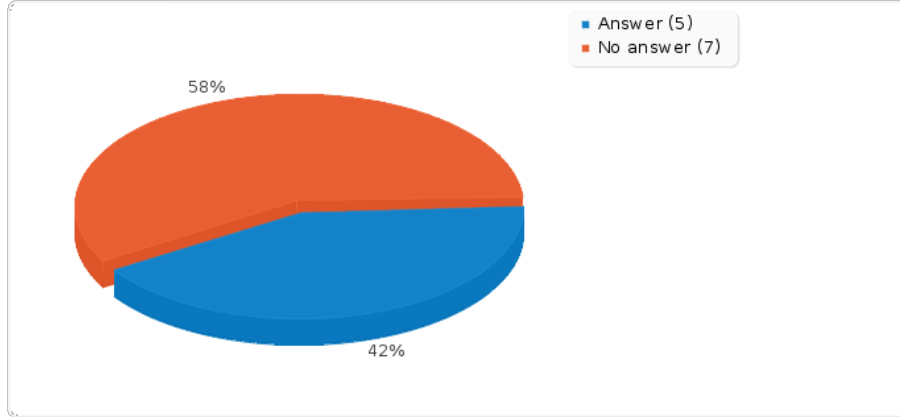
Answer	Browse	7	58.33%
No answer		5	41.67%
Non completed		0	0.00%



Field summary for 19

2.9) Please, provide any additional comments in regard to the strategy around the center's Technological Focus :

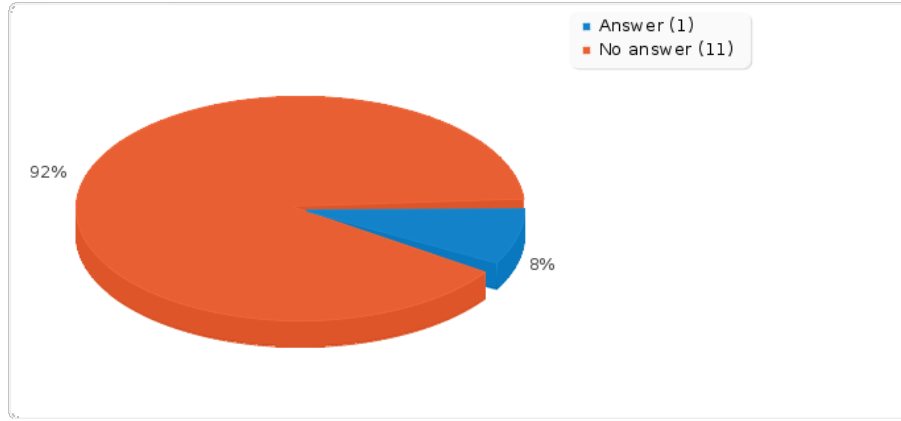
Answer	Browse	5	41.67%
No answer		7	58.33%
Non completed		0	0.00%



Field summary for 20

2.10) If your center already holds granted patents, please specify them here:

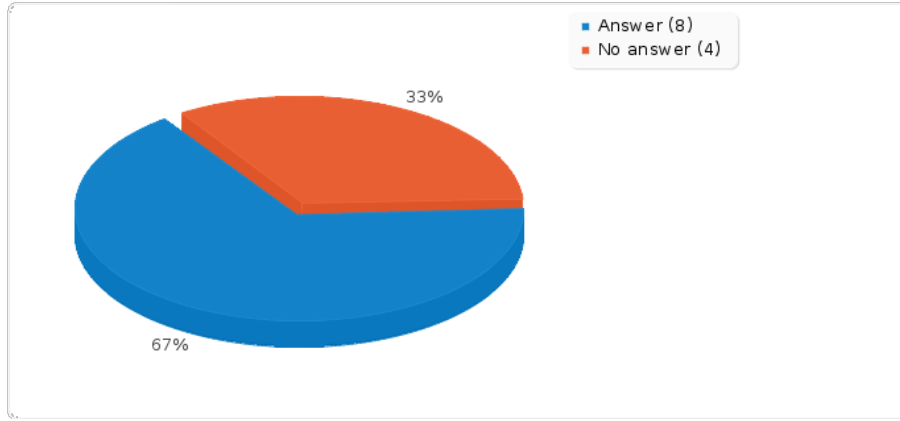
Answer	Browse	1	8.33%
No answer		11	91.67%
Non completed		0	0.00%



Field summary for 21

3.1) What is the total dollar value of the federal grant received to establish your EFRC?

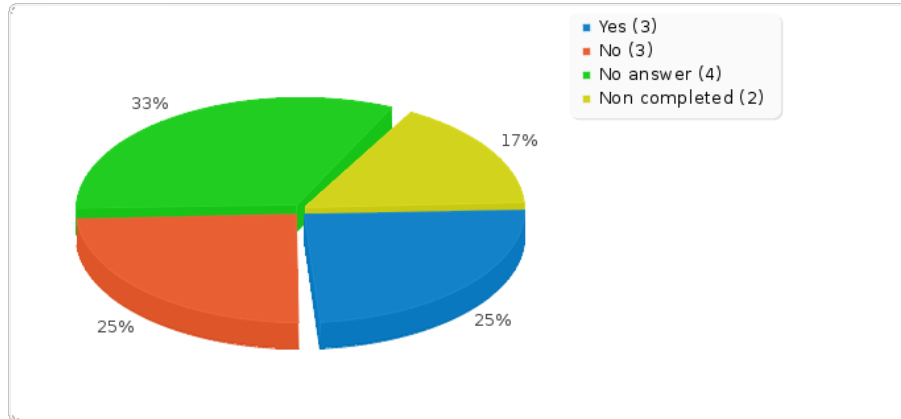
Answer	Browse	8	66.67%
No answer		4	33.33%
Non completed		0	0.00%



Field summary for 22

3.2) Does the technology being pursued in your EFRC receive other federal grants? (Please choose Yes or No and ignore the 'No Answer' selection)

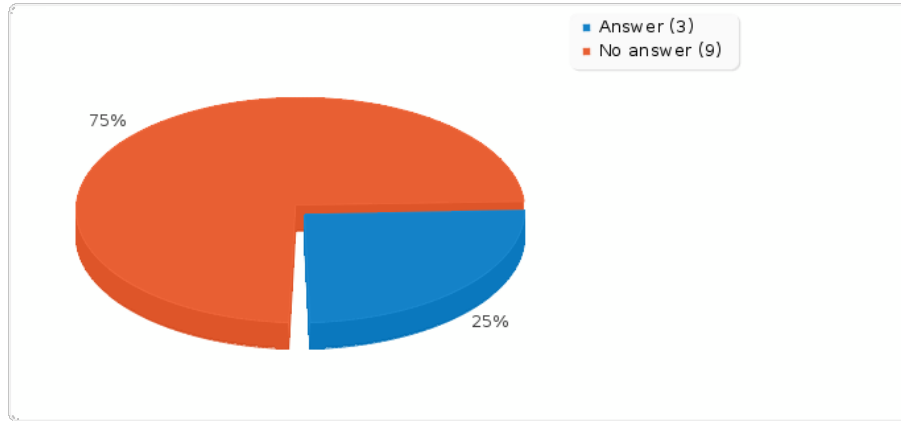
Answer	Count	Percentage
Yes (Y)	3	25.00%
No (N)	3	25.00%
No answer	4	33.33%
Non completed	2	16.67%



Field summary for 23

3.3) If the answer to the last question was 'Yes', what is the dollar value of those grants and which federal organization is the origin of the award?

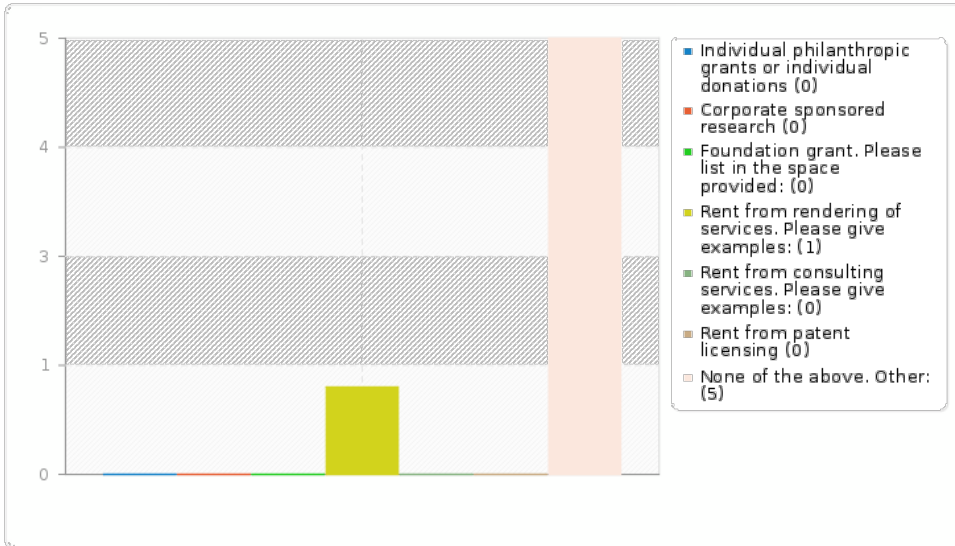
Answer	Browse	3	25.00%
No answer		9	75.00%
Non completed		0	0.00%



Field summary for 24

3.4) What other sources of funding does your EFRC receive? (The text boxes are for the questions that ask for more information. If we have not asked for additional information, you do not need to put anything in the text box.)

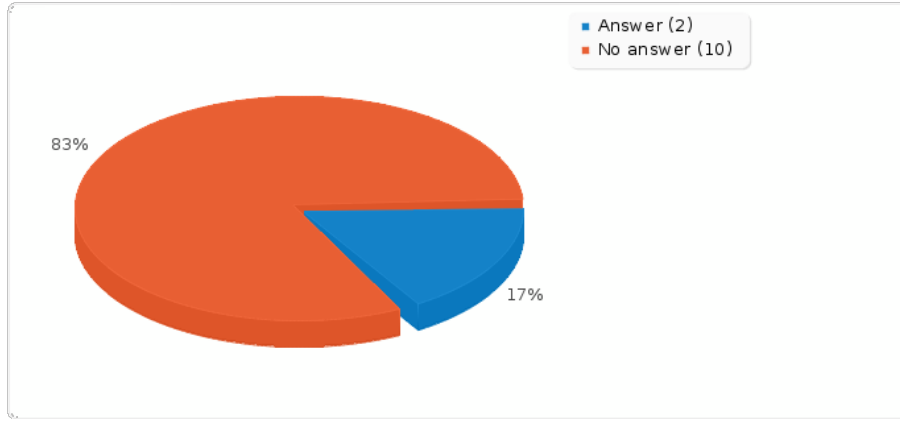
Individual philanthropic grants or individual donations	Browse	0	0.00%
Corporate sponsored research	Browse	0	0.00%
Foundation grant. Please list in the space provided:	Browse	0	0.00%
Rent from rendering of services. Please give examples:	Browse	1	8.33%
Rent from consulting services. Please give examples:	Browse	0	0.00%
Rent from patent licensing	Browse	0	0.00%
None of the above. Other:	Browse	5	41.67%



Field summary for 25

3.5) Please, provide any additional comments:

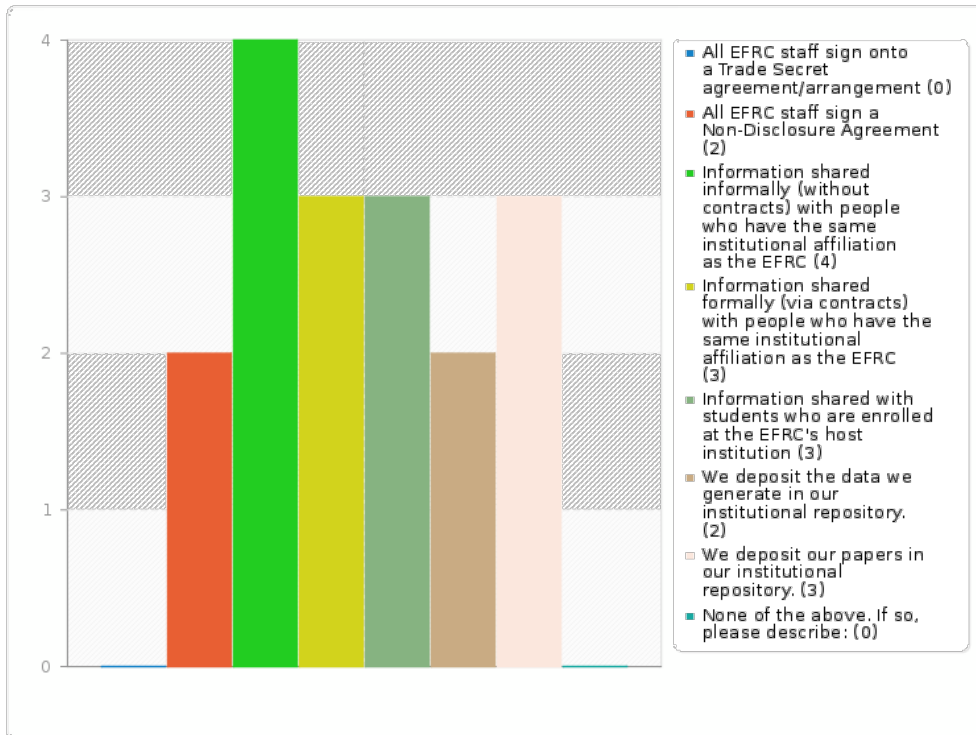
Answer	Browse	2	16.67%
No answer		10	83.33%
Non completed		0	0.00%



Field summary for 26

4.1) How does your EFRC treat research and technology information inside your organization? (The text boxes are for the questions that ask for more information. If we have not asked for additional information, you do not need to put anything in the text box.)

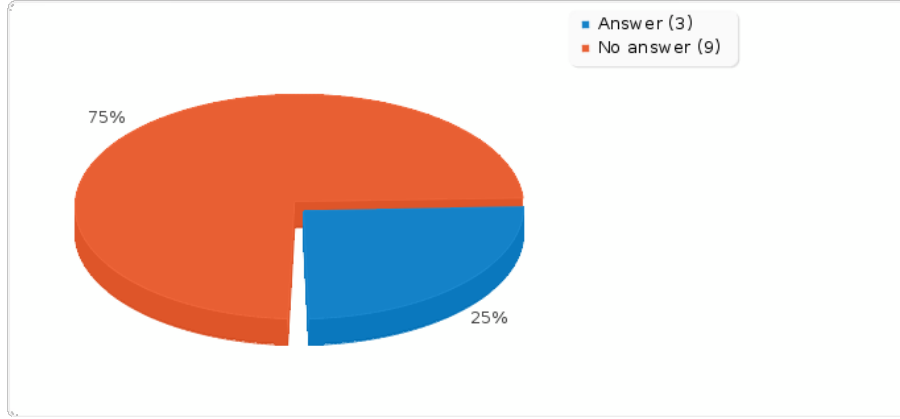
All EFRC staff sign onto a Trade Secret agreement/arrangement Browse	0	0.00%
All EFRC staff sign a Non-Disclosure Agreement Browse	2	16.67%
Information shared informally (without contracts) with people who have the same institutional affiliation as the EFRC Browse	4	33.33%
Information shared formally (via contracts) with people who have the same institutional affiliation as the EFRC Browse	3	25.00%
Information shared with students who are enrolled at the EFRC's host institution Browse	3	25.00%
We deposit the data we generate in our institutional repository. Browse	2	16.67%
We deposit our papers in our institutional repository. Browse	3	25.00%
None of the above. If so, please describe: Browse	0	0.00%



Field summary for 54

4.2) If your EFRC has a institutional repository, please, insert the link here and tell us who can access it.

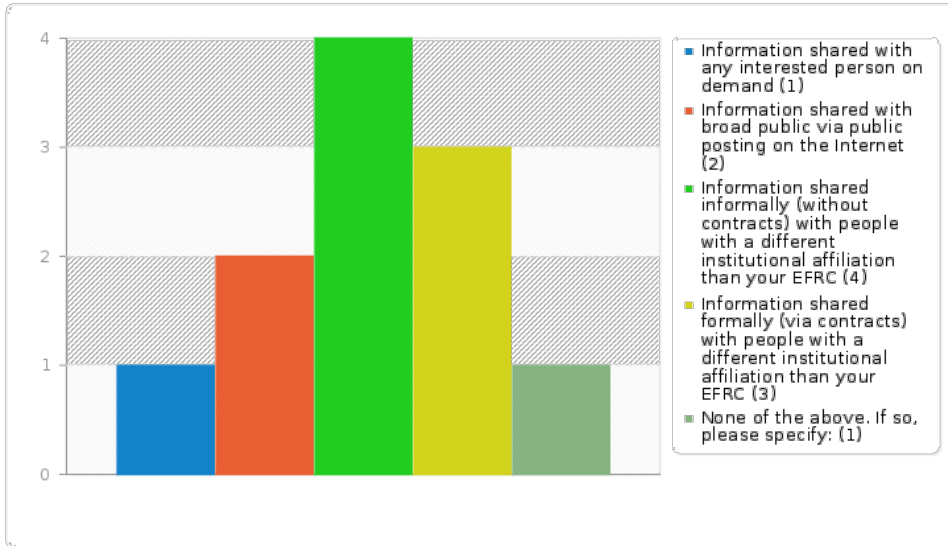
Answer Browse	3	25.00%
No answer	9	75.00%
Non completed	0	0.00%



Field summary for 27

4.3) How does your EFRC share research and technology information externally? (The text boxes are for the questions that ask for more information. If we have not asked for additional information, you do not need to put anything in the text box.)

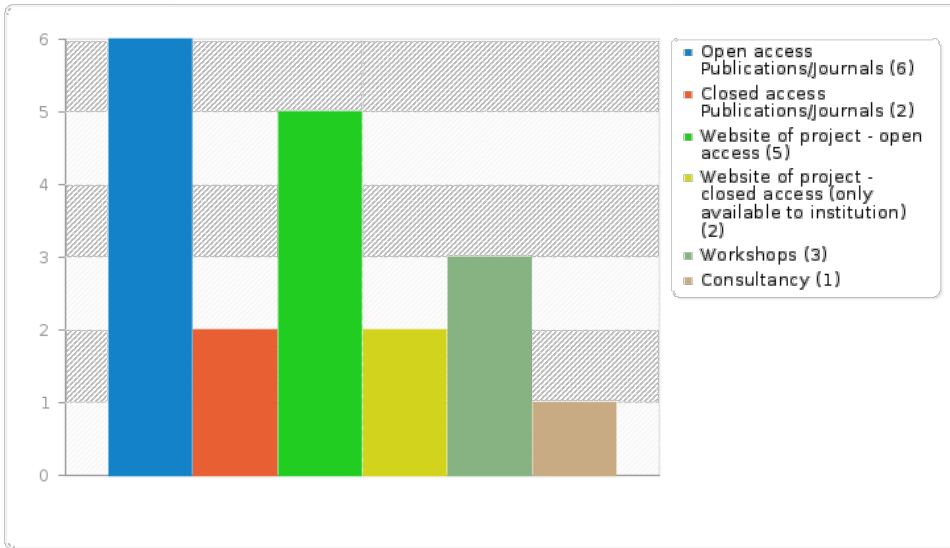
Information shared with any interested person on demand Browse	1	8.33%
Information shared with broad public via public posting on the Internet Browse	2	16.67%
Information shared informally (without contracts) with people with a different institutional affiliation than your EFRC Browse	4	33.33%
Information shared formally (via contracts) with people with a different institutional affiliation than your EFRC Browse	3	25.00%
None of the above. If so, please specify: Browse	1	8.33%



Field summary for 28

4.4) How does your EFRC share research and technology information externally through scholarly work?

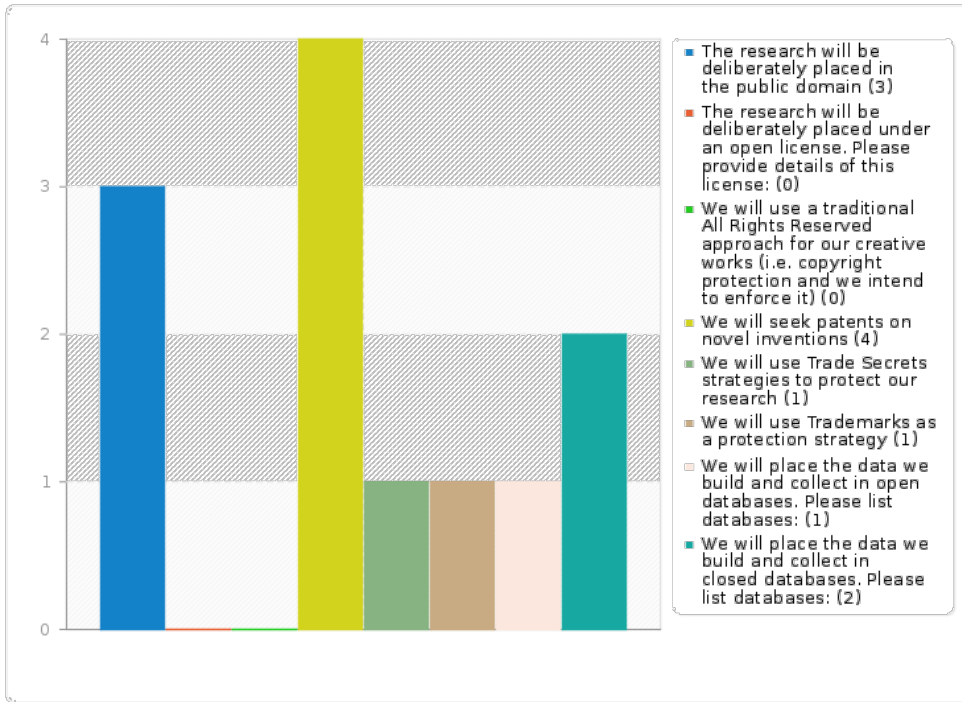
Answer	Count	Percentage
Open access Publications/Journals (1)	6	50.00%
Closed access Publications/Journals (2)	2	16.67%
Website of project - open access (3)	5	41.67%
Website of project - closed access (only available to institution) (4)	2	16.67%
Workshops (5)	3	25.00%
Consultancy (6)	1	8.33%



Field summary for 29

4.5) How does your EFRC share research and technology information externally through Intellectual Property management? (The text boxes are for the questions that ask for more information. If we have not asked for additional information, you do not need to put anything in the text box.)

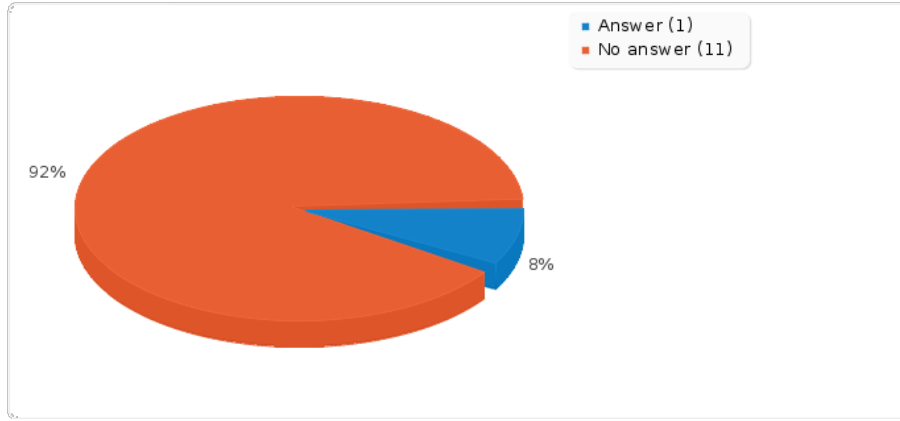
The research will be deliberately placed in the public domain <input type="button" value="Browse"/>	3	25.00%
The research will be deliberately placed under an open license. Please provide details of this license: <input type="button" value="Browse"/>	0	0.00%
We will use a traditional All Rights Reserved approach for our creative works (i.e. copyright protection and we intend to enforce it) <input type="button" value="Browse"/>	0	0.00%
We will seek patents on novel inventions <input type="button" value="Browse"/>	4	33.33%
We will use Trade Secrets strategies to protect our research <input type="button" value="Browse"/>	1	8.33%
We will use Trademarks as a protection strategy <input type="button" value="Browse"/>	1	8.33%
We will place the data we build and collect in open databases. Please list databases: <input type="button" value="Browse"/>	1	8.33%
We will place the data we build and collect in closed databases. Please list databases: <input type="button" value="Browse"/>	2	16.67%



Field summary for 30

4.6) If applicable please provide any additional comments to your answers in this section:

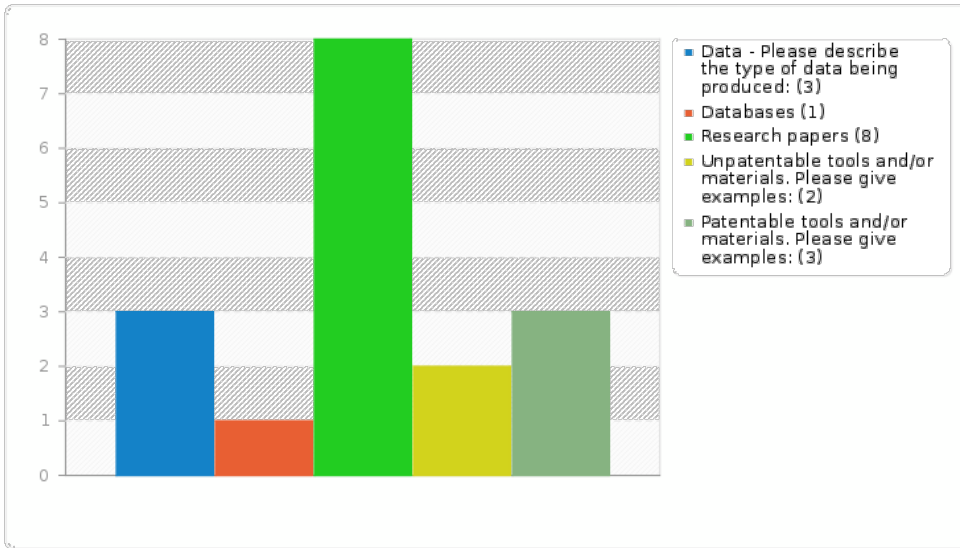
Answer	Browse	1	8.33%
No answer		11	91.67%
Non completed		0	0.00%



Field summary for 31

5.1) What types of knowledge outputs does your EFRC produce? (The text boxes are for the questions that ask for more information. If we have not asked for additional information, you do not need to put anything in the text box.)

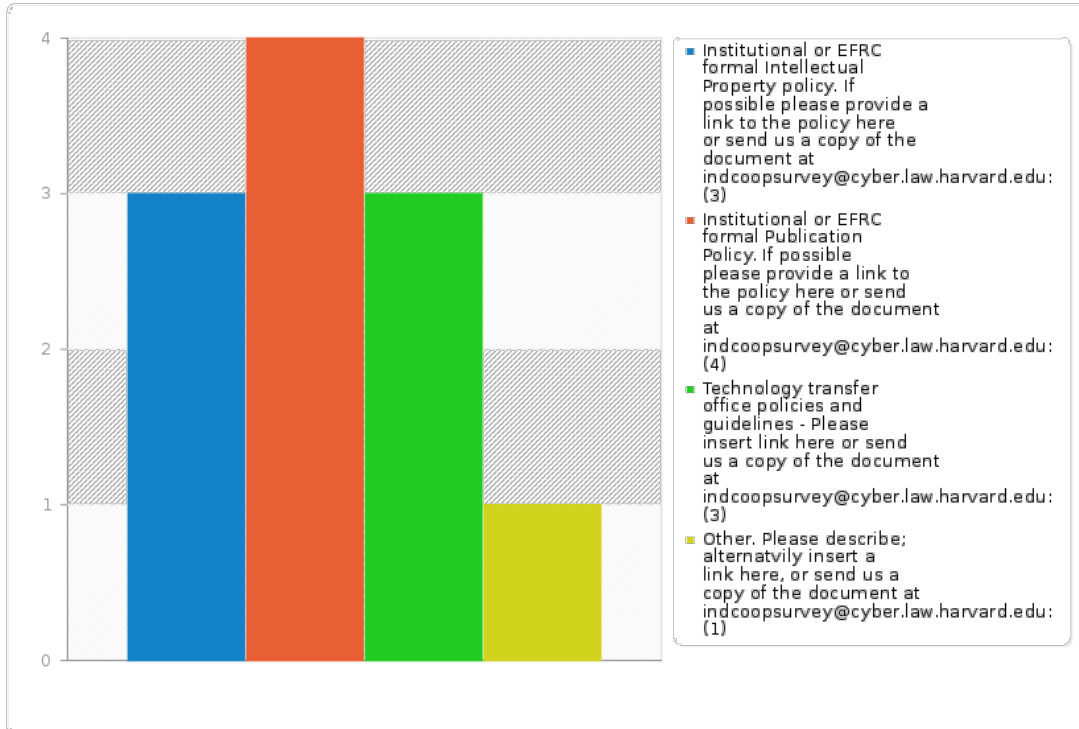
Data - Please describe the type of data being produced:	<input type="button" value="Browse"/>	3	25.00%
Databases	<input type="button" value="Browse"/>	1	8.33%
Research papers	<input type="button" value="Browse"/>	8	66.67%
Unpatentable tools and/or materials. Please give examples:	<input type="button" value="Browse"/>	2	16.67%
Patentable tools and/or materials. Please give examples:	<input type="button" value="Browse"/>	3	25.00%



Field summary for 32

5.2) What policies govern these knowledge outputs?

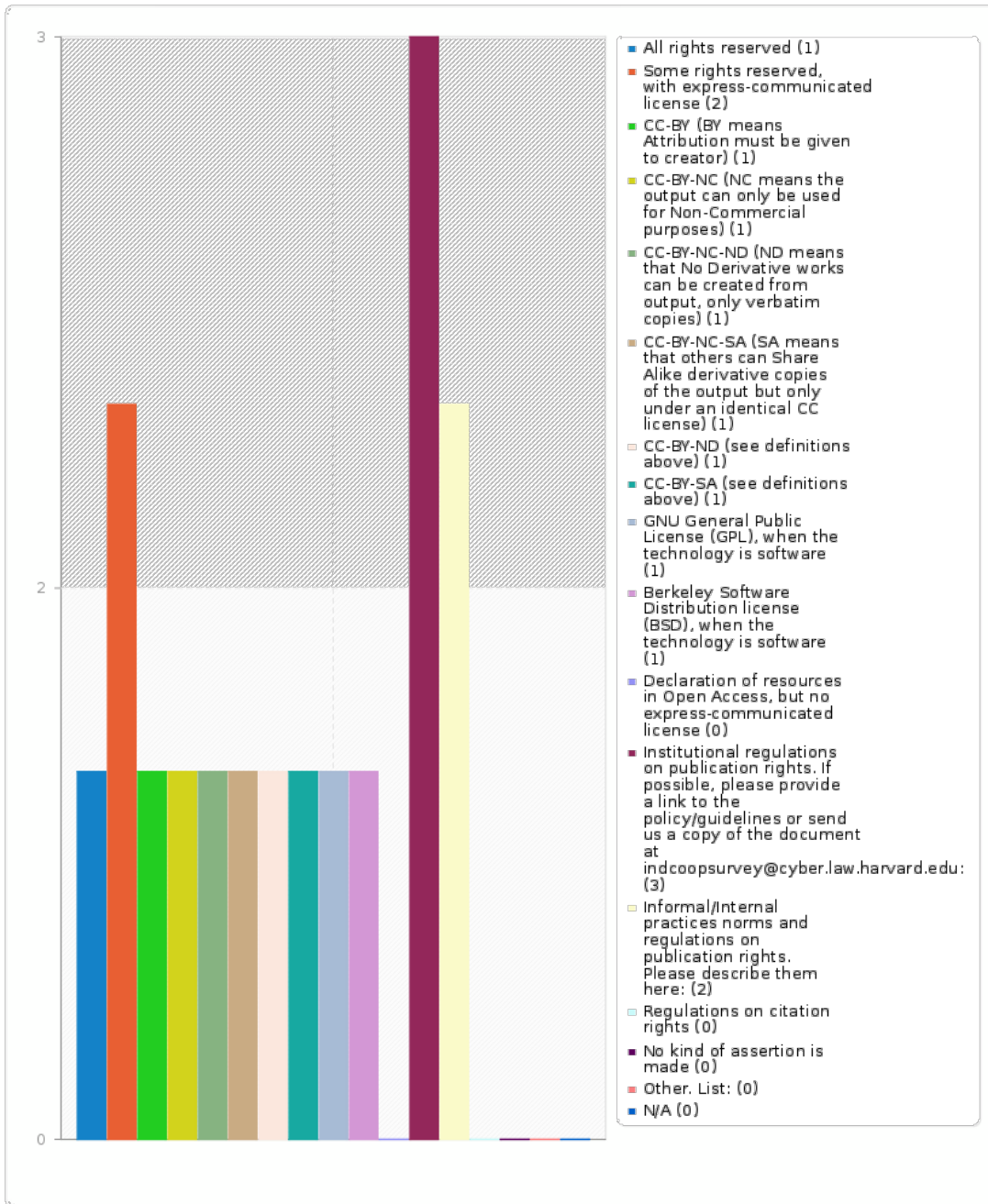
Institutional or EFRC formal Intellectual Property policy. If possible please provide a link to the policy here or send us a copy of the document at indcoopsurvey@cyber.law.harvard.edu : Browse	3	25.00%
Institutional or EFRC formal Publication Policy. If possible please provide a link to the policy here or send us a copy of the document at indcoopsurvey@cyber.law.harvard.edu : Browse	4	33.33%
Technology transfer office policies and guidelines - Please insert link here or send us a copy of the document at indcoopsurvey@cyber.law.harvard.edu : Browse	3	25.00%
Other. Please describe; alternativly insert a link here, or send us a copy of the document at indcoopsurvey@cyber.law.harvard.edu : Browse	1	8.33%



Field summary for 33

5.3) If the output of the research is copyrightable (such as a paper or software), which of the following licensing options would be used? Note: In the possible answers below, CC stands for Creative Commons, which is a type of license - for more information see the note at the bottom of this question. (The text boxes are for the questions that ask for more information. If we have not asked for additional information, you do not need to put anything in the text box.)

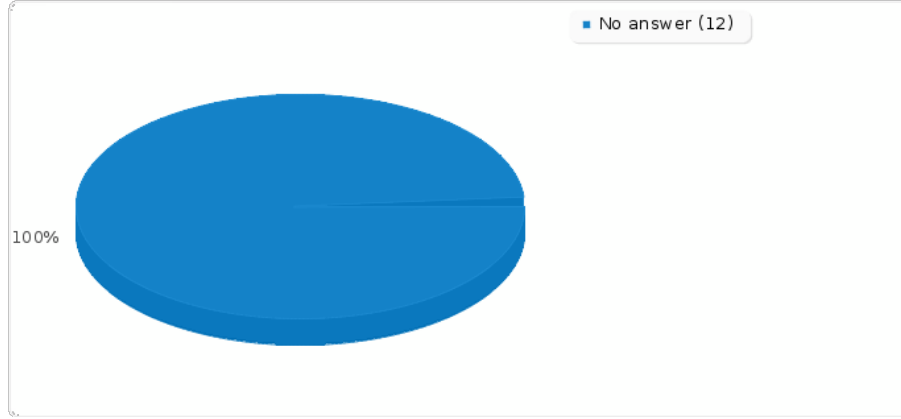
All rights reserved Browse	1	8.33%
Some rights reserved, with express-communicated license Browse	2	16.67%
CC-BY (BY means Attribution must be given to creator) Browse	1	8.33%
CC-BY-NC (NC means the output can only be used for Non-Commercial purposes) Browse	1	8.33%
CC-BY-NC-ND (ND means that No Derivative works can be created from output, only verbatim copies) Browse	1	8.33%
CC-BY-NC-SA (SA means that others can Share Alike derivative copies of the output but only under an identical CC license) Browse	1	8.33%
CC-BY-ND (see definitions above) Browse	1	8.33%
CC-BY-SA (see definitions above) Browse	1	8.33%
GNU General Public License (GPL), when the technology is software Browse	1	8.33%
Berkeley Software Distribution license (BSD), when the technology is software Browse	1	8.33%
Declaration of resources in Open Access, but no express-communicated license Browse	0	0.00%
Institutional regulations on publication rights. If possible, please provide a link to the policy/guidelines or send us a copy of the document at indcoopsurvey@cyber.law.harvard.edu: Browse	3	25.00%
Informal/Internal practices norms and regulations on publication rights. Please describe them here: Browse	2	16.67%
Regulations on citation rights Browse	0	0.00%
No kind of assertion is made Browse	0	0.00%
Other. List: Browse	0	0.00%
N/A Browse	0	0.00%



Field summary for 34

5.4) Please, provide any additional comments on the above question:

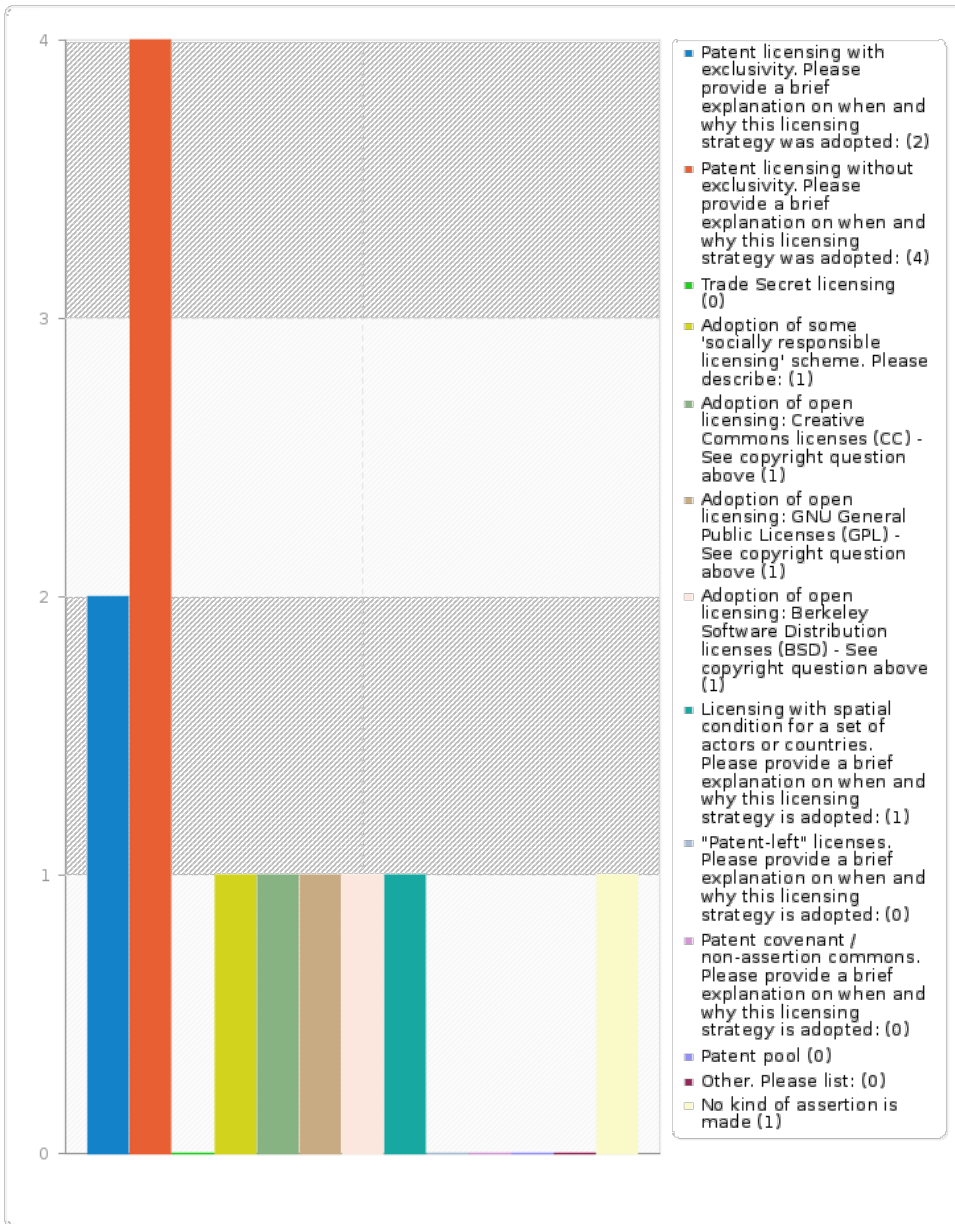
Answer	Browse	0	0.00%
No answer		12	100.00%
Non completed		0	0.00%



Field summary for 35

5.5) If the output of the research is patentable, which of the following patenting options would be used? (The text boxes are for the questions that ask for more information. If we have not asked for additional information, you do not need to put anything in the text box.)

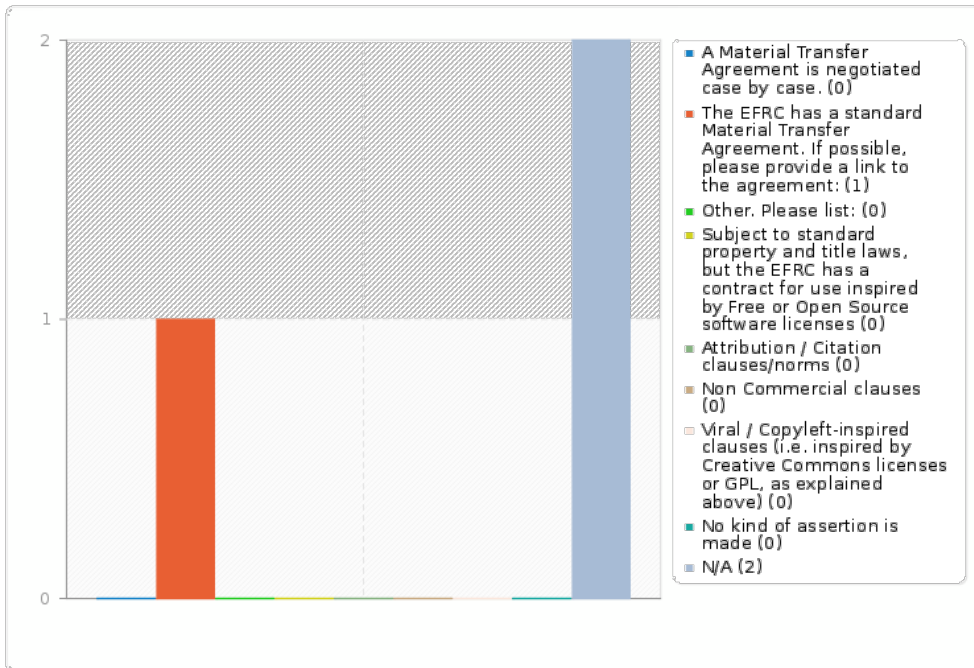
Patent licensing with exclusivity. Please provide a brief explanation on when and why this licensing strategy was adopted: Browse	2	16.67%
Patent licensing without exclusivity. Please provide a brief explanation on when and why this licensing strategy was adopted: Browse	4	33.33%
Trade Secret licensing Browse	0	0.00%
Adoption of some 'socially responsible licensing' scheme. Please describe: Browse	1	8.33%
Adoption of open licensing: Creative Commons licenses (CC) - See copyright question above Browse	1	8.33%
Adoption of open licensing: GNU General Public Licenses (GPL) - See copyright question above Browse	1	8.33%
Adoption of open licensing: Berkeley Software Distribution licenses (BSD) - See copyright question above Browse	1	8.33%
Licensing with spatial condition for a set of actors or countries. Please provide a brief explanation on when and why this licensing strategy is adopted: Browse	1	8.33%
"Patent-left" licenses. Please provide a brief explanation on when and why this licensing strategy is adopted: Browse	0	0.00%
Patent covenant / non-assertion commons. Please provide a brief explanation on when and why this licensing strategy is adopted: Browse	0	0.00%
Patent pool Browse	0	0.00%
Other. Please list: Browse	0	0.00%
No kind of assertion is made Browse	1	8.33%



Field summary for 36

5.6) How is the output of the research handled if it is not IP protected, but rather, traditionally regulated by a contract, such as a Material Transfer Agreement? (The text boxes are for the questions that ask for more information. If we have not asked for additional information, you do not need to put anything in the text box.)

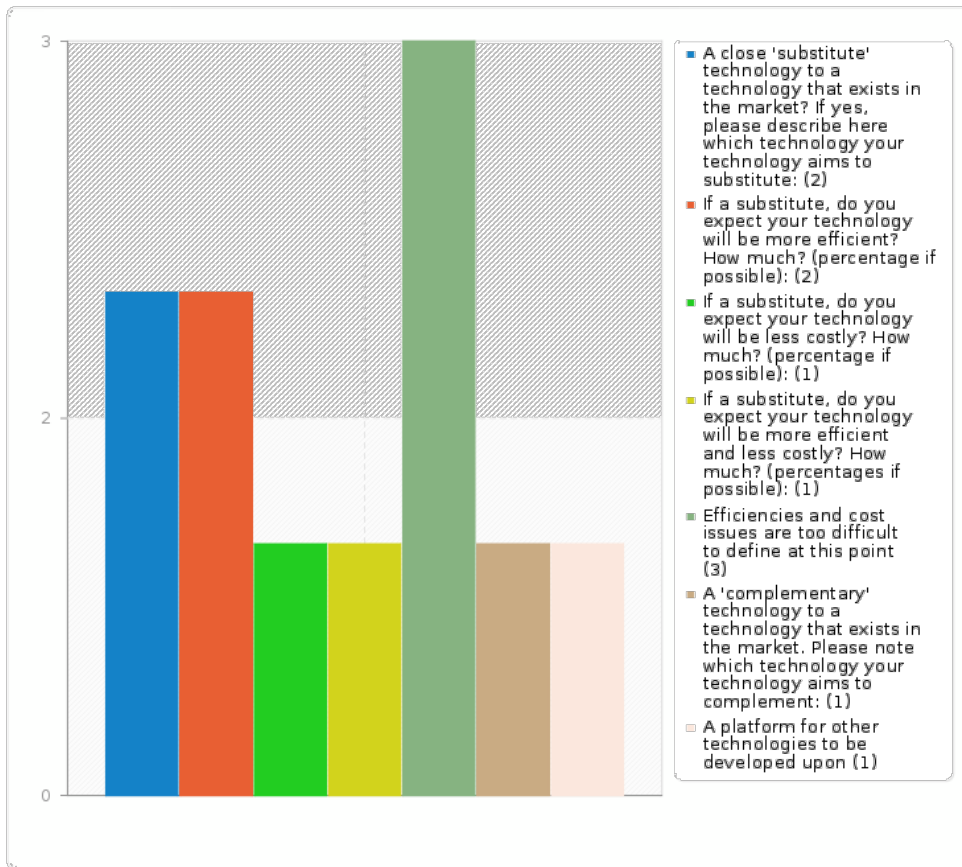
A Material Transfer Agreement is negotiated case by case. Browse	0	0.00%
The EFRC has a standard Material Transfer Agreement. If possible, please provide a link to the agreement: Browse	1	8.33%
Other. Please list: Browse	0	0.00%
Subject to standard property and title laws, but the EFRC has a contract for use inspired by Free or Open Source software licenses Browse	0	0.00%
Attribution / Citation clauses/norms Browse	0	0.00%
Non Commercial clauses Browse	0	0.00%
Viral / Copyleft-inspired clauses (i.e. inspired by Creative Commons licenses or GPL, as explained above) Browse	0	0.00%
No kind of assertion is made Browse	0	0.00%
N/A Browse	2	16.67%



Field summary for 37

5.7) Is the technology being developed in your EFRC: (The text boxes are for the questions that ask for more information. If we have not asked for additional information, you do not need to put anything in the text box.)

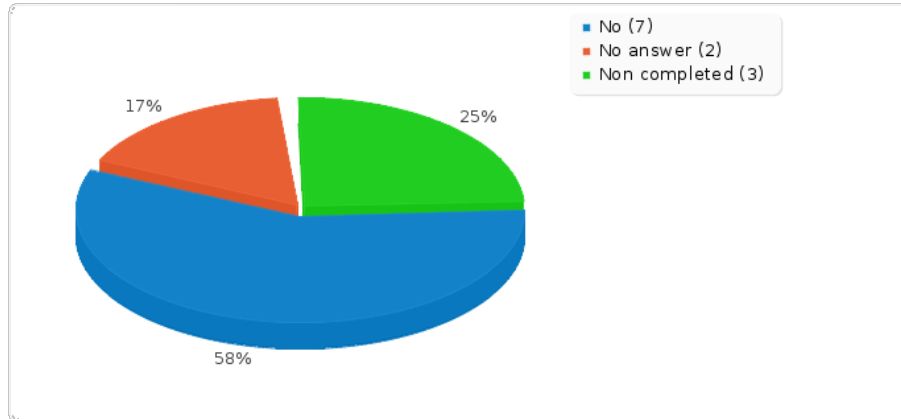
A close 'substitute' technology to a technology that exists in the market? If yes, please describe here which technology your technology aims to substitute: Browse	2	16.67%
If a substitute, do you expect your technology will be more efficient? How much? (percentage if possible): Browse	2	16.67%
If a substitute, do you expect your technology will be less costly? How much? (percentage if possible): Browse	1	8.33%
If a substitute, do you expect your technology will be more efficient and less costly? How much? (percentages if possible): Browse	1	8.33%
Efficiencies and cost issues are too difficult to define at this point Browse	3	25.00%
A 'complementary' technology to a technology that exists in the market. Please note which technology your technology aims to complement: Browse	1	8.33%
A platform for other technologies to be developed upon Browse	1	8.33%



Field summary for 38

6.1) Did/do you need to license in technologies to perform the research of your EFRC? (Please answer Yes or No and ignore the 'No Answer' selection)

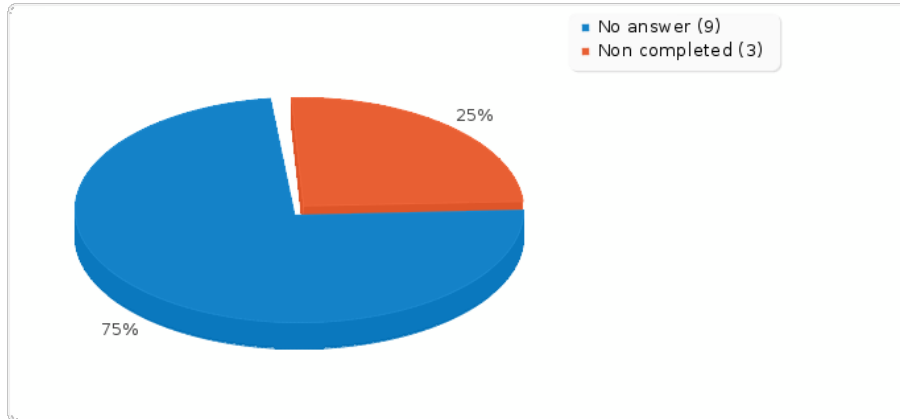
Answer	Count	Percentage
Yes (Y)	0	0.00%
No (N)	7	58.33%
No answer	2	16.67%
Non completed	3	25.00%



Field summary for 40

6.2) If you answered Yes to the previous question, were you able to license in the technology? (Please choose Yes or No and ignore the 'No Answer' selection)

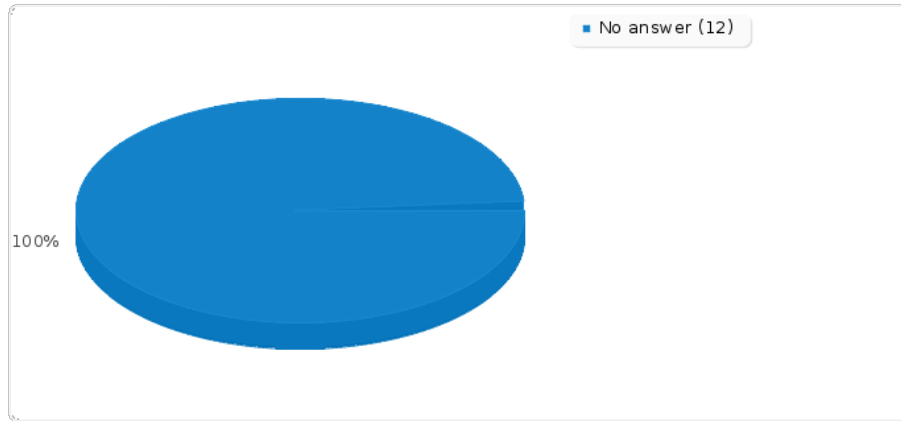
Answer	Count	Percentage
Yes (Y)	0	0.00%
No (N)	0	0.00%
No answer	9	75.00%
Non completed	3	25.00%



Field summary for 39

6.3) Was licensing in the technology difficult?

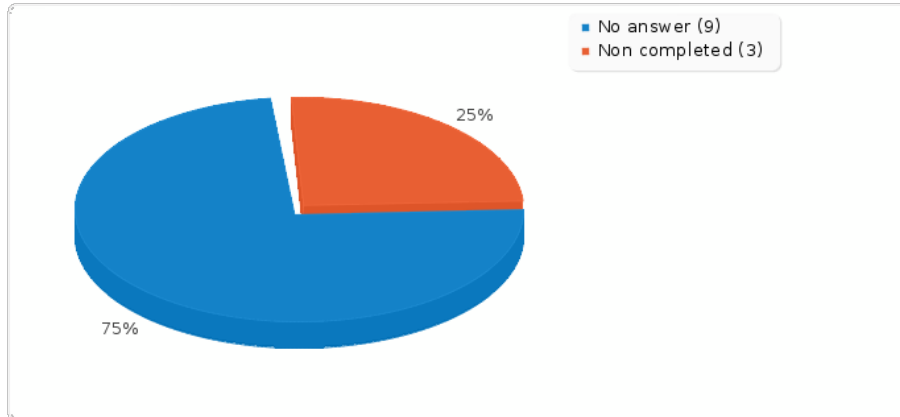
Answer	Browse	0	0.00%
No answer		12	100.00%
Non completed		0	0.00%



Field summary for 42

6.4) What was the cost of licensing in the technology? (No Answer = N/A)

Answer	Count	Percentage
High (\$500,000 or more) (1)	0	0.00%
Medium (\$100,000 - \$499,999) (2)	0	0.00%
Low (\$99,999 or less) (3)	0	0.00%
No answer	9	75.00%
Non completed	3	25.00%



Field summary for 41

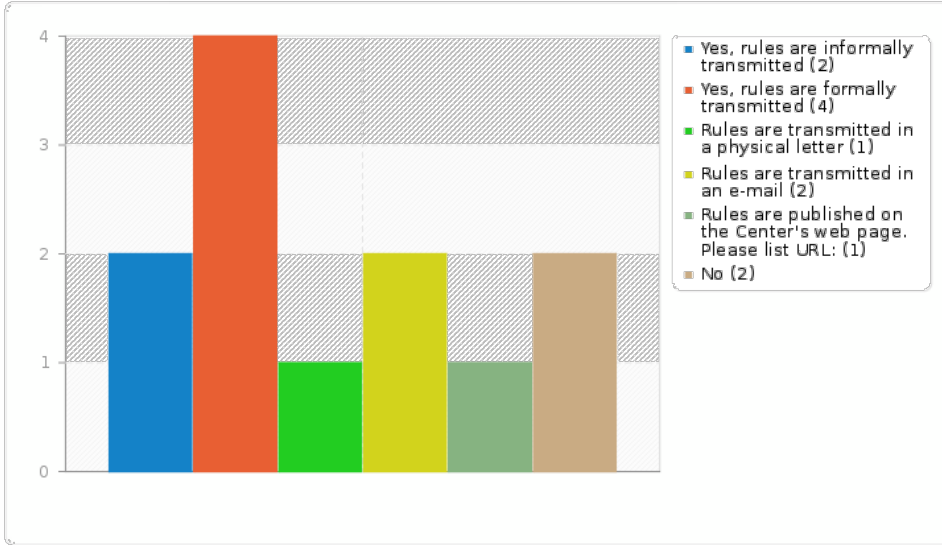
6.5) If you could not license in the technology did you: (The text boxes are for the questions that ask for more information. If we have not asked for additional information, you do not need to put anything in the text box.)

Change the project	<input type="button" value="Browse"/>	0	0.00%
Find another technology	<input type="button" value="Browse"/>	0	0.00%
Find another licensor/partner	<input type="button" value="Browse"/>	0	0.00%
Other. Please explain:	<input type="button" value="Browse"/>	0	0.00%

Field summary for 43

7.1) Are there clear rules on who can ACCESS (emphasis added for differentiation with upcoming USE question) the research and technology information being developed in your EFRC? (The text boxes are for the questions that ask for more information. If we have not asked for additional information, you do not need to put anything in the text box.)

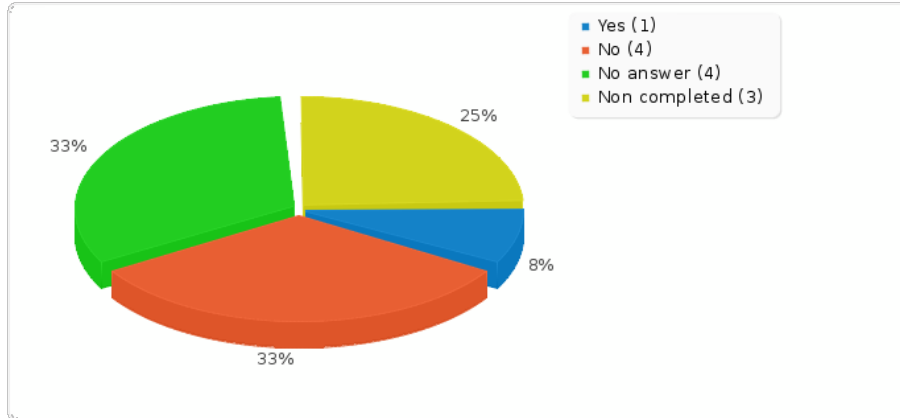
Yes, rules are informally transmitted	Browse	2	16.67%
Yes, rules are formally transmitted	Browse	4	33.33%
Rules are transmitted in a physical letter	Browse	1	8.33%
Rules are transmitted in an e-mail	Browse	2	16.67%
Rules are published on the Center's web page. Please list URL:	Browse	1	8.33%
No	Browse	2	16.67%



Field summary for 44

7.2) Is anonymous access to the Center's research and technology information allowed?

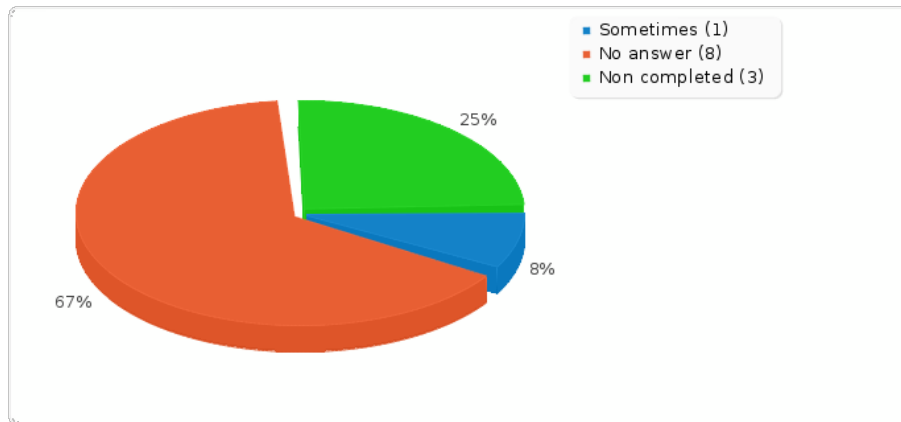
Answer	Count	Percentage
Yes (Y)	1	8.33%
No (N)	4	33.33%
No answer	4	33.33%
Non completed	3	25.00%



Field summary for 45

7.3) If Yes, does a user require an affiliation with the EFRC's home institution to access the resource? (No Answer=N/A)

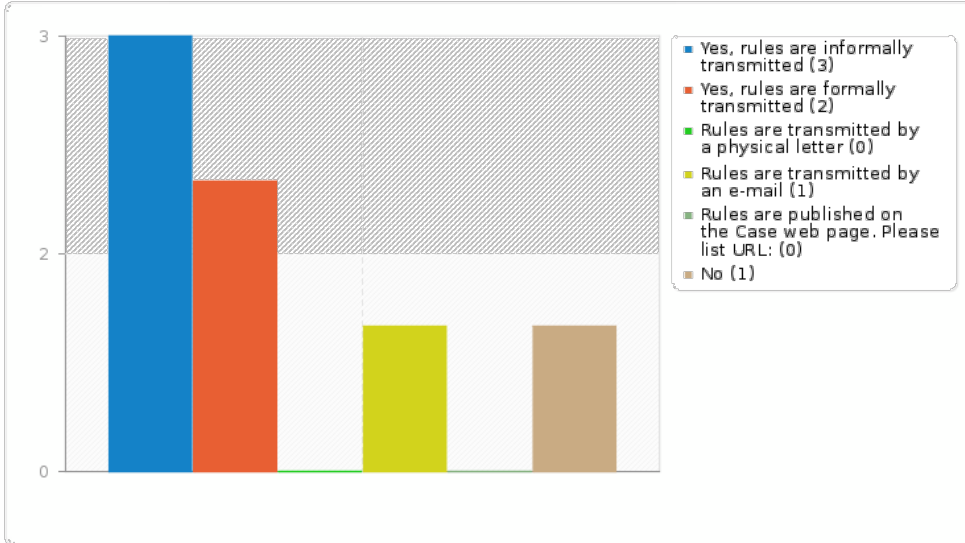
Answer	Count	Percentage
Never (1)	0	0.00%
Sometimes (2)	1	8.33%
Regularly (3)	0	0.00%
Always (4)	0	0.00%
No answer	8	66.67%
Non completed	3	25.00%



Field summary for 46

8.1) Are there clear rules on who can USE the research and technology information being developed in your EFRC? (The text boxes are for the questions that ask for more information. If we have not asked for additional information, you do not need to put anything in the text box.)

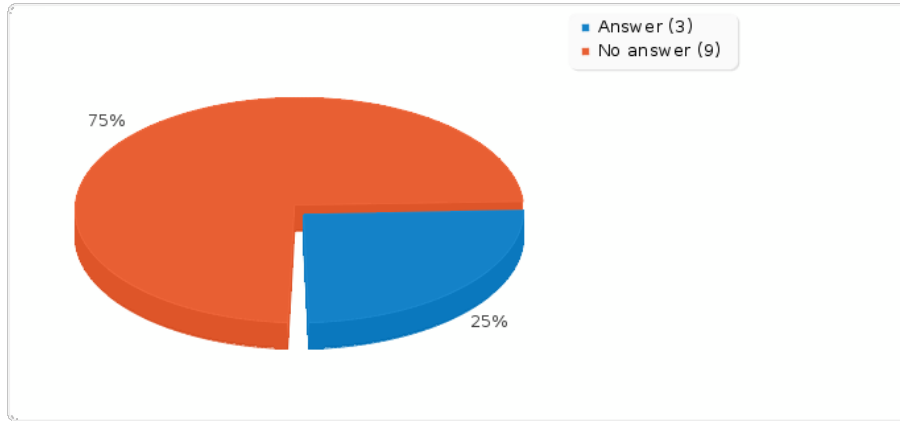
Yes, rules are informally transmitted	Browse	3	25.00%
Yes, rules are formally transmitted	Browse	2	16.67%
Rules are transmitted by a physical letter	Browse	0	0.00%
Rules are transmitted by an e-mail	Browse	1	8.33%
Rules are published on the Case web page. Please list URL:	Browse	0	0.00%
No	Browse	1	8.33%



Field summary for 53

8.2) Please provide a brief description of the rules for USE of the research and technology information being developed in your EFRC? Or, if you prefer, send them to indcoopsurvey@cyber.law.harvard.edu.

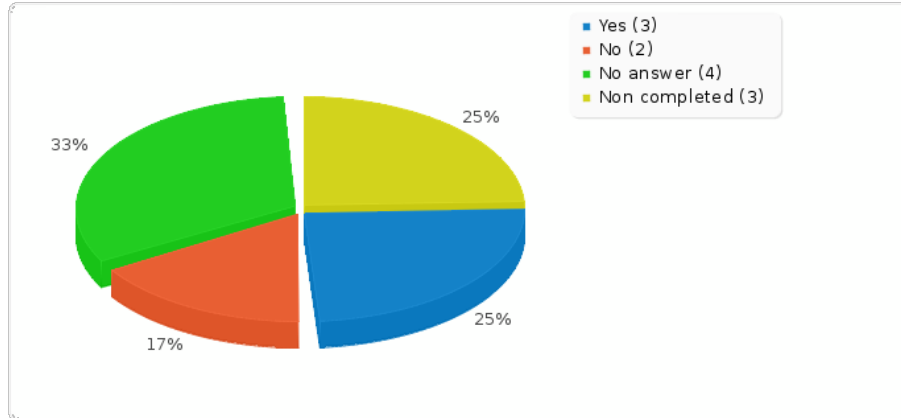
Answer	Browse	3	25.00%
No answer		9	75.00%
Non completed		0	0.00%



Field summary for 47

9.1) Is there a community of practice being formed by your EFRC? (Please choose Yes or No and ignore the 'No Answer' selection)

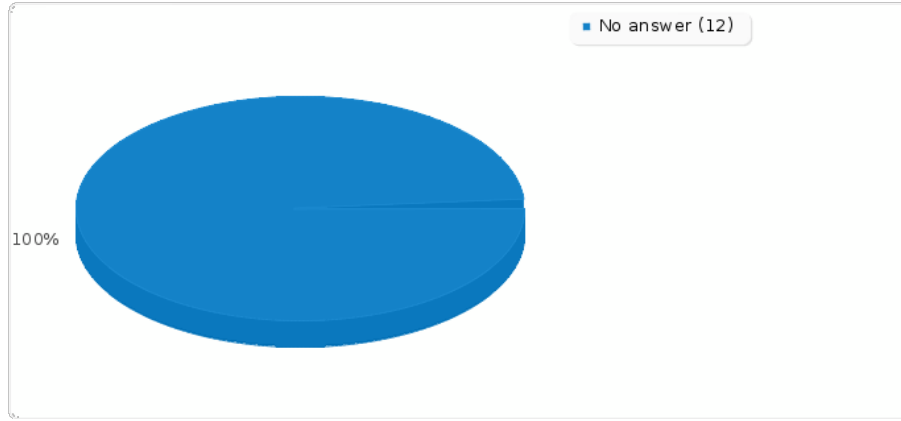
Answer	Count	Percentage
Yes (Y)	3	25.00%
No (N)	2	16.67%
No answer	4	33.33%
Non completed	3	25.00%



Field summary for 48

9.2) Additional comments to your answer:

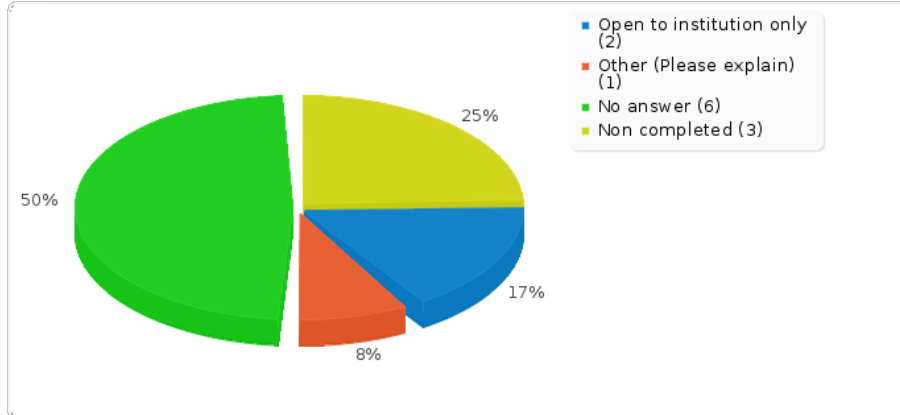
Answer	Browse	0	0.00%
No answer		12	100.00%
Non completed		0	0.00%



Field summary for 49

9.3) Is this community open to the public or just your host institution? (No Answer = N/A)

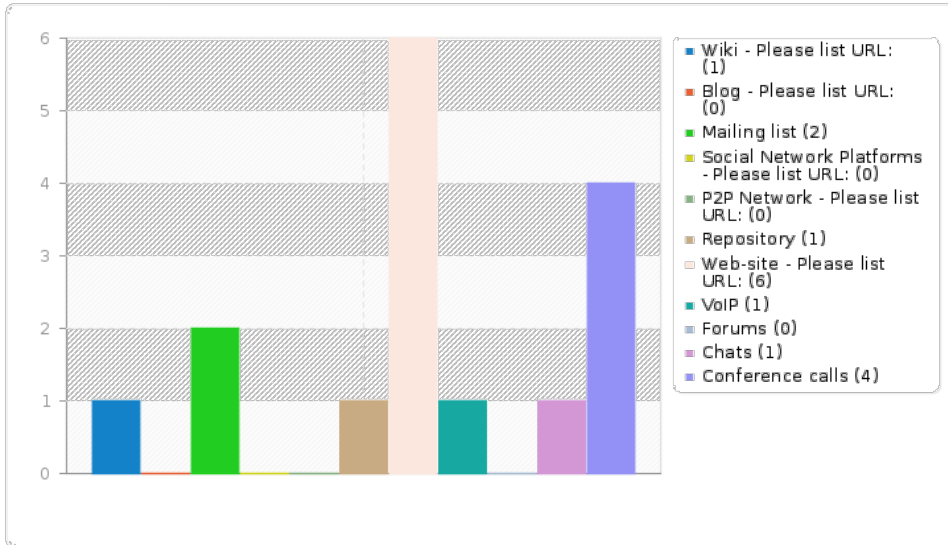
Answer	Count	Percentage
Open to public (1)	0	0.00%
Open to institution only (2)	2	16.67%
Other (Please explain) (3)	1	8.33%
No answer	6	50.00%
Non completed	3	25.00%



Field summary for 50

9.4) What are the formal community management tools in use? (The text boxes are for the questions that ask for more information. If we have not asked for additional information, you do not need to put anything in the text box.)

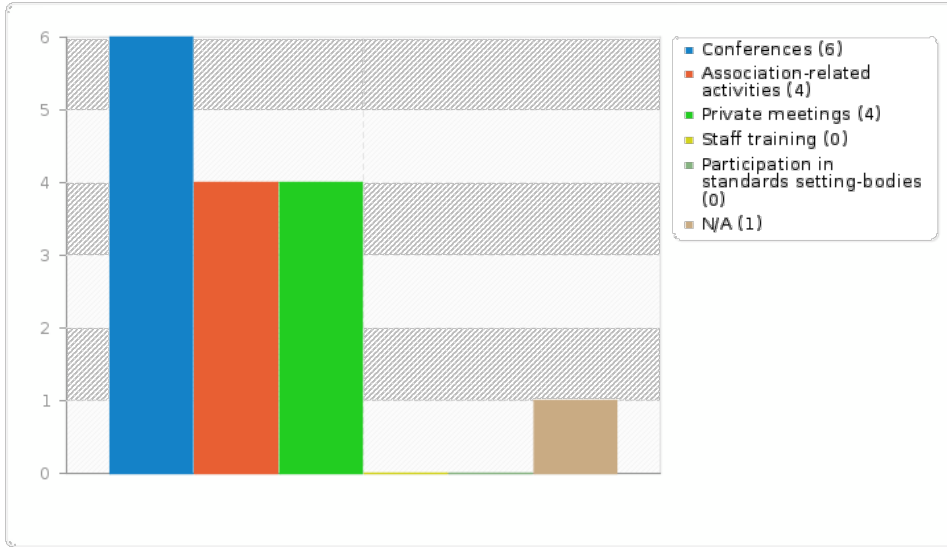
Wiki - Please list URL: <input type="button" value="Browse"/>	1	8.33%
Blog - Please list URL: <input type="button" value="Browse"/>	0	0.00%
Mailing list <input type="button" value="Browse"/>	2	16.67%
Social Network Platforms - Please list URL: <input type="button" value="Browse"/>	0	0.00%
P2P Network - Please list URL: <input type="button" value="Browse"/>	0	0.00%
Repository <input type="button" value="Browse"/>	1	8.33%
Web-site - Please list URL: <input type="button" value="Browse"/>	6	50.00%
VoIP <input type="button" value="Browse"/>	1	8.33%
Forums <input type="button" value="Browse"/>	0	0.00%
Chats <input type="button" value="Browse"/>	1	8.33%
Conference calls <input type="button" value="Browse"/>	4	33.33%



Field summary for 51

9.5) Are there real-world community management tools implemented in parallel with the online tools to support the research of your EFRC?

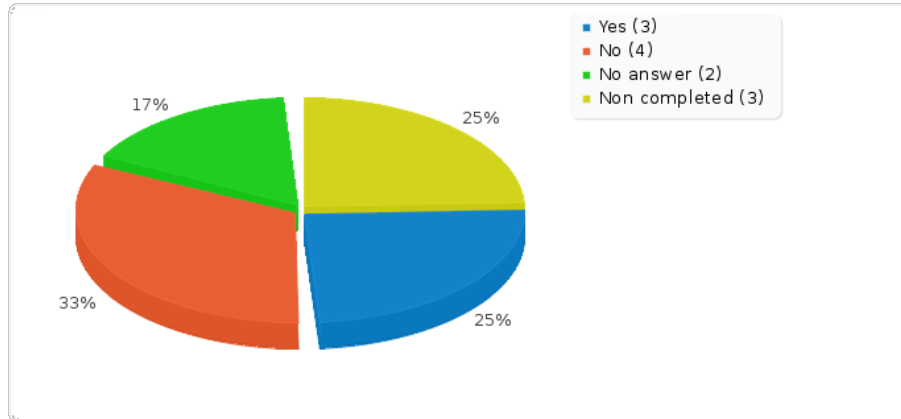
Answer	Count	Percentage
Conferences (2)	6	50.00%
Association-related activities (3)	4	33.33%
Private meetings (4)	4	33.33%
Staff training (5)	0	0.00%
Participation in standards setting-bodies (6)	0	0.00%
N/A (7)	1	8.33%



Field summary for 52

10.1) Is there a course or curriculum that will be developed around the research conducted in your EFRC? (Please choose Yes or No and ignore the 'No Answer' selection)

Answer	Count	Percentage
Yes (Y)	3	25.00%
No (N)	4	33.33%
No answer	2	16.67%
Non completed	3	25.00%



Field summary for 53

10.2) If 'Yes' is your previous answer, please explain:

Answer <input type="button" value="Browse"/>	3	25.00%
No answer	9	75.00%
Non completed	0	0.00%

